

Petitions and Communications received from July 27, 2010, through August 2, 2010, for reference by the President to Committee considering related matters, or to be ordered filed by the Clerk on August 10, 2010.

From Human Services Agency, submitting their revised FY2009-2010 savings projections for the Human Services Care Fund. Copy: Each Supervisor (1)

From Recreation and Parks Department, submitting the Lead Poisoning Prevention Quarterly Report. (2)

From Office of Citizen Complaints, submitting their Quarterly Report for the Second Quarter of FY2010. Copy: Each Supervisor (3)

From Office of the Controller, submitting an audit report of contractor compliance with the Administrative Code, Local Business Enterprise, and Non-Discrimination in Contracting Ordinance. Copy: Each Supervisor (4)

From Clerk of the Board, the following departments have submitted their Sole Source contracts for FY2009-2010: (5)

Arts Commission

Controller

Department of Elections

From the Ethics Commission, regarding the amount of funds in the Election Campaign Fund. Copy: Each Supervisor (6)

From Clerk of the Board, the following departments have submitted their 2010 Local Agency Biennial Notices: (7)

Airport Commission

Building Inspection

Fine Arts Museums

Mayor's Office

From Office of the Mayor, submitting the reappointment of Anson B. Moran to the Public Utilities Commission. Copy: Rules Committee Members and Clerk (8)

From Wolf Frommer, regarding Sunset Scavenger's rate increase. Copy: Each Supervisor (9)

From California Network of Mental Health Clients, regarding the cost to implement AB1421 (Laura's Law). File No. 100751, Copy: Each Supervisor (10)

From Office of the Controller, submitting the Government Barometer Report for June 2010. (11)

From Department of Elections, submitting notice of the deadline to submit disclaimer requirements for local ballot measures is 5:00 p.m. on Thursday, August 12, 2010. Copy: Each Supervisor (12)

From Barbara Gainer, submitting opposition to construction of 28 new-single family dwellings on 28 lots with 42 parking spaces at One Capitol Avenue. Copy: Each Supervisor (13)

From concerned citizens, submitting support for passage of Laura's Law in San Francisco. File No. 100751, Copy: Each Supervisor, 4 letters (14)

From Aaron Goodman, regarding the Bayview Hunters Point Shipyard Project. File No. 100861, Copy: Each Supervisor (15)

From Aaron Goodman, urging the Board of Supervisors to place proposed legislation regarding the sewer line relocation agreement with S.F. State University under the 30 Day Rule. File No. 101015, Copy: Land Use Committee Members, 2 letters (16)

From Gary Bowers, regarding the Arizona Boycott. (17)

From Department of Emergency Management, regarding Spanish and Cantonese added to the Tuesday Noon-Siren. (18)

From concerned citizens, submitting opposition to proposed legislation concerning alcohol tax. File No. 100865, Copy: Budget and Finance Committee, 15 letters (19)

From Courtney Vaudreuil, submitting support for the ban on animal sales in San Francisco. (20)

From concerned citizens, regarding proposed cell tower for the dome of Ner Tamid Synagogue. 2 letters (21)

From Kate Bernier, regarding the utilities new pulsed, wireless smart meters being part of a centralized smart grid. Copy: Each Supervisor (22)

From Arthur Evans, regarding the drug addicts and alcoholics in the Haight Ashbury district. Copy: Supervisor Mirkarimi (23)

From Bureau of Street & Sewer Repair, regarding potholes and sidewalk issues in District 5. (Reference No. 20100713-001) (24)

From concerned citizens, submitting opposition to any new taxes on small businesses in San Francisco. File No. 100759, Copy: Each Supervisor, 2 letters (25)

From Patrick Monette-Shaw, regarding Laguna Honda Hospital. 2 letters (26)

From Sandy Rothman, submitting opposition to proposed plan for a disc-golf course in McLaren Park. (27)

From concerned citizen, commenting that Sutter Health and California Pacific Medical Center has a long history of attempting to eliminate union representation for its employees. (28)

From National Council on Alcoholism and Drug Addictions-Bay Area, submitting opposition to granting liquor license to the owners of property located at 450 Powell Street. File No. 100685, Copy: City Operations and Neighborhood Services Committee Members (29)

From concerned citizens, submitting support for the construction of the proposed new St. Luke's Campus at Van Ness and Geary. 2 postcards (30)

From Clerk of the Board, submitting report of the Sole Source contracts entered into for FY2009-2010. (31)

City and County of San Francisco

Human Services Agency

Department of Human Services
Department of Aging and Adult Services



Gavin Newsom, Mayor

Trent Rhorer, Executive Director

MEMORANDUM

July 27, 2010

TO: Angela Calvillo, Clerk of the San Francisco Board of Supervisors
Ben Rosenfield, Controller of the City and County of San Francisco

THROUGH: Human Services Commission

FROM: Trent Rhorer, Executive Director
Phil Arnold, Deputy Director for Administration

SUBJECT: **Human Services Care Fund: FY09-10 4th Quarter Update**

BY _____

RECEIVED
BOARD OF SUPERVISORS
SAN FRANCISCO
2010 JUL 30 PM 3:25

This memo is intended to notify the Board of Supervisors and the Office of the Controller that pursuant to Administrative Code Sections 10.100-77(e), the Human Services Commission has approved the Human Services Agency's revised FY09-10 savings projections for the Human Services Care Fund.

The FY09-10 savings in homeless CAAP aid payments resulting from the implementation of Care Not Cash is \$13,693,657, which is roughly four thousand less than previously estimated. The savings are roughly twenty-seven thousand dollars more than the budgeted amount for FY09-10.

(memo continued on next page)

The table below shows the detailed monthly projections made last quarter and compares them to the actual figures for FY09-10.

Month	Previous Quarterly Update (Q3 FY09-10)	Current Quarterly Update (Q4 FY09-10)	Difference
Jul-09	\$1,140,115	\$1,140,115	\$0
Aug-09	\$1,142,228	\$1,142,228	\$0
Sep-09	\$1,139,010	\$1,139,010	\$0
Oct-09	\$1,140,060	\$1,140,060	\$0
Nov-09	\$1,142,350	\$1,142,350	\$0
Dec-09	\$1,144,782	\$1,144,782	\$0
Jan-10	\$1,140,683	\$1,140,683	\$0
Feb-10	\$1,143,563	\$1,143,563	\$0
Mar-10	\$1,141,076	\$1,141,076	\$0
Apr-10	\$1,141,097	\$1,142,909	\$1,813
May-10	\$1,141,117	\$1,138,809	(\$2,309)
Jun-10	\$1,141,138	\$1,138,073	(\$3,065)
Total FY09-10	\$13,697,217	\$13,693,657	(\$3,560)

NOTE: Shaded figures are actuals (versus projections).

The FY09-10 budgeted amount for the Human Services Care Fund is \$13,666,382. As shown below, the actual savings for FY09-10 equaled \$27,275 more than this budgeted amount.

**FY09-10 Human Services Care Fund
Budget Comparison**

FY09-10 Budget	\$13,666,382
FY09-10 Actual	\$13,693,657
Amount Under-Funded	\$27,275



Mayor Gavin Newsom
Philip A. Ginsburg, General Manager

July 27, 2010

Ms. Angela Calvillo
Clerk of the Board
City Hall, Room 244
1 Dr. Carlton B. Goodlett Place
San Francisco, California 94102-4689

Dear Ms. Calvillo:


Please find attached the Recreation and Parks Department's (RPD) report for the 4th quarter of FY09-10 in response to the requirements of Resolution 157-99 Lead Poisoning Prevention. To date, RPD has completed assessment and abatement at **161** sites since program inception in 1999.

Surveys have been completed at five sites so far this fiscal year, and abatement is in progress at two of these sites. Surveys are also in progress at five additional sites.

I hope that you and interested members of the public find that the Department's performance demonstrates our commitment to the health and well being of the children we serve. Please look for our next report in October 2010.

Thank you for your support of this important program. Please do not hesitate to contact me with any questions, comments or suggestion you have.

Sincerely,


Philip A. Ginsburg
General Manager

- Attachments:
- 1. FY09-10 Implementation Plan, 4th Quarter Status Report
 - 2. FY09-10 Site List
 - 3. Status Report for All Sites

- Copy:
- The Honorable Chris Daly
 - The Honorable Sophie Maxwell
 - J. Walseth, DPH, Children's Environmental Health Promotion

BY AK

RECEIVED
BOARD OF SUPERVISORS
SAN FRANCISCO
2010 JUL 28 PM 3:59

2

Attachment 1. Implementation Plan Status Report

4th Quarter Status Report

Plan Item	Status
I. Hazard Identification and Control	
a) Site Prioritization	<p>The site prioritization list is revised after each cycle which usually coincides with the fiscal year budget cycle. Prioritization is established from verified hazard reports (e.g. periodic inspections), documented program use (departmental and day care), estimated participant age, and presence of playgrounds or schoolyards.</p> <p>The site prioritization list for FY09-10 has been finalized, and the prioritization list for FY10-11 is in the process of being finalized.</p>
b) Survey	<p>Surveys have been completed at five sites, two of which required no abatement. Surveys are ongoing at five additional sites.</p>
c) Abatement	<p>Abatement is in progress at two sites.</p>
d) Site Posting and Notification	<p>Each site has been or will be posted for abatement in advance so that staff and the public may be advised of the work to be performed.</p>
II. Facilities Operations and Maintenance	
a) Periodic Inspection	<p>Annual periodic facility inspections are completed by staff. For FY09-10, the completion rate was 12%. Classes on how to complete these inspections continue to be offered biannually. We hope to continue skill development through this class and expect this will improve the completion quality and rate.</p>
b) Housekeeping	<p>Housekeeping as it relates to lead is addressed in the training course for periodic inspections. In addition, administrative and custodial employees are reminded of this hazard and the steps to control it through our Safety Awareness Meeting program (discussed in Staff Training below).</p>

c) Staff Training

Under the Department's Injury and Illness Prevention Program, this training is required every two years. The Lead SAM was mandatory for FY09-10 for all custodial staff.

Lead training among Maintenance staff, which would allow them to perform lead-related work, was completed in 2010 for a select group of maintenance staff so that some lead work can be conducted in house. A draft written lead program is currently under review by EHS, and once this program has been finalized, maintenance staff will be authorized to perform this type of work.

Attachment 2. FY 09-10 Site List

Facility Name	Location	Completed	Notes	Retest
Golden Gate Park	Nursery	FY09-10	No abatement needed.	
Golden Gate Park	Golf Course	FY09-10		
Palace of Fine Arts	3601 Lyon Street		Survey in progress.	
Pioneer Park/Coit Tower	Telegraph Hill		Abatement in progress.	
Saint Mary's Square	California Street/Grant		Survey in progress.	
Union Square	Post/Stockton		Survey in progress.	
Rochambeau Playground	24th Avenue/Lake Street		Survey in progress.	Yes
Cayuga/Lamartine-Mini Park	Cayuga/Lamartine	FY09-10	No abatement needed.	Yes
Willie Woo Woo Wong PG	Sacramento/Waverly		Survey in progress.	Yes
Cow Hollow Playground	Baker/Greenwich		Abatement in progress.	Yes

Attachment 3. Status Report for All Sites

Status Report for All Sites

Facility Name	Location	Completed	Notes	Retest	Entered in FLOW Program
Upper Noe Recreation Center	Day/Sanchez	99-00			
Jackson Playground	17th/Carolina	99-00	Abatement completed in FY05-06.	04-05	
Mission Rec Center	745 Treat Street	99-00, 02-03	Includes both the Harrison and Treat St. sides.	06-07	X
Palega Recreation Center	Felton/Holyoke	99-00			X
Eureka Valley Rec Center	Collingwood/18th	99-00			
Glen Park	Chenery/Elk	99-00, 00-01	Includes Silver Tree Day Camp		
Joe DiMaggio Playground	Lombard/Mason	99-00			
Crocker Amazon Playground	Geneva/Moscow	99-00			
George Christopher Playground	Diamond Hts/Duncan	99-00			
Alice Chalmers Playground	Brunswick/Whittier	99-00			
Cayuga Playground	Cayuga/Naglee	99-00			
Cabrillo Playground	38th/Cabrillo	99-00			
Herz Playground (and Pool)		99-00, 00-01	Includes Coffmann Pool		X
Mission Playground	19th & Linda	99-00			
Minnie & Lovie Ward Rec Center	Capital Avenue/Montana	99-00			
Sunset Playground	28th Avenue/Lawton	99-00			X
West Sunset Playground	39th Avenue/Ortega	99-00			
Excelsior Playground	Russia/Madrid	99-00			
Helen Willis Playground	Broadway/Larkin	99-00			
J. P. Murphy Playground	1960 9th Avenue	99-00			X
Argonne Playground	18th/Geary	99-00			
Duboce Park	Duboce/Scott	99-00, 01-02	Includes Harvey Milk Center		
Golden Gate Park	Panhandle	99-00			
Junipero Serra Playground	300 Stonecrest Drive	99-00			
Merced Heights Playground	Byxbee/Shields	99-00			
Miraloma Playground	Omar/Sequoia Ways	99-00			
Silver Terrace Playground	Silver Avenue/Bayshore	99-00			
Gene Friend Rec. Center	Folsom/Harriet/6th	99-00			
South Sunset Playground	40th Avenue/Vicente	99-00			
Potrero Hill Recreation Center	22nd/Arkansas	99-00			
Rochambeau Playground	24th Avenue/Lake Street	00-01	FY09-10 resurvey in progress		
Cow Hollow Playground	Baker/Greenwich	00-01	No abatement needed		
West Portal Playground	Ulloa/Lenox Way	00-01	No abatement needed		
Moscone Recreation Center	Chestnut/Buchanan	00-01			

Status Report for All Sites

Facility Name	Location	Completed	Notes	Retest	Entered in FLOW Program
Midtown Terrace Playground	Clarendon/Olympia	00-01	No abatement needed		
Presidio Heights Playground	Clay/Laurel	00-01			
Tenderloin Children's Rec. Ctr.	560/570 Ellis Street	00-01			
Hamilton Rec Center	Geary/Steiner	00-01			
Margaret S. Hayward Playground	Laguna, Turk	00-01			
Saint Mary's Recreation Center	Murray St./JustinDr.	00-01			
Fulton Playground	27th Avenue/Fulton	00-01			
Bernal Heights Recreation Center	Moultrie/Jarboe	00-01	No abatement needed		
Douglass Playground	Upper/26th Douglass	00-01			
Garfield Square	25th/Harrison	00-01			
Woh Hei Yuen	1213 Powell	00-01			
Father Alfred E. Boeddeker Park	Ellis/Taylor/Eddy/Jones	00-01			
Gilman Playground	Gilman/Griffiths	00-01			X
Grattan Playground	Stanyan/Alma	00-01	No abatement needed		
Hayes Valley Playground	Hayes/Buchanan	00-01			
Youngblood Coleman Playground	Galvez/Mendell	00-01			X
Angelo J. Rossi Playground (and Pool)	Arguello Blvd./Anza	00-01			
Carl Larsen Park (and Pool)	19th/Wawona	00-01			
Sunnyside Playground	Melrose/Edna	00-01	No abatement needed		
Balboa Park (and Pool)	Ocean/San Jose	00-01	Includes Matthew Boxer stadium		X
James Rolph Jr. Playground	Potrero Ave./Army Street	00-01, 02-03	This was originally supposed to be Rolph-Nicol (Eucalyptus) Park in 02-03, but the consultant surveyed the wrong site.		X
Louis Sutter Playground	University/Wayland	00-01			
Richmond Playground	18th Avenue/Lake Street	00-01			
Joseph Lee Recreation Center	Oakdale/Mendell	00-01			
Chinese Recreation Center	Washington/Mason	00-01			
McLaren Park	Visitacion Valley	06-07		05-06	
Mission Dolores Park	18th/Dolores	06-07	No abatement needed	05-06	
Bernal Heights Park	Bernal Heights Blvd.	01-02	No abatement needed		
Cayuga/Lamartine-Mini Park	Cayuga/Lamartine	01-02, 09-10	No abatement needed		
Willie Woo Woo Wong PG	Sacramento/Waverly	01-02	FY09-10 resurvey in progress		
Jospeh L. Alioto Performing Arts Piazza	Grove/Larkin	01-02	No abatement needed		

Status Report for All Sites

Facility Name	Location	Completed	Notes	Retest	Entered in FLOW Program
Collis P. Huntington Park	California/Taylor	01-02			
South Park	64 South Park Avenue	01-02			
Alta Plaza Park	Jackson/Steiner	01-02			
Bay View Playground (and Pool)	3rd/Armstrong	01-02	No abatement needed		
Chestnut/Kearny Open Space	NW Chestnut/Kearny	01-02	No survey done; structures no longer exist.		
Raymond Kimbell Playground	Pierce/Ellis	01-02			
Michelangelo Playground	Greenwich/Jones	01-02			
Peixotto Playground	Beaver/15th Street	01-02	No abatement needed		
States St. Playground	States St./Museum Way	01-02			
Adam Rogers Park	Jennings/Oakdale	01-02	No abatement needed		
Alamo Square	Hayes/Steiner	01-02			
Alioto Mini Park	20th/Capp	01-02	No abatement needed		
Beideman/O'Farrell Mini Park	O'Farrell/Beideman	01-02	No abatement needed		
Brooks Park	373 Ramsell	01-02	No abatement needed		
Buchanan St. Mall	Buchanan betw. Grove & Turk	01-02	No abatement needed		
Buena Vista Park	Buena Vista/Haight	01-02			
Bush/Broderick Mini Park	Bush/Broderick	01-02			
Cottage Row Mini Park	Sutter/E. Fillmore	01-02			
Franklin Square	16th/Bryant	01-02			
Golden Gate Heights Park	12th Ave./Rockridge Dr.	01-02			
Hilltop Park	La Salle/Whitney Yg. Circle	01-02	No abatement needed		
Lafayette Park	Washington/Laguna	01-02			
Julius Kahn Playground	Jackson/Spruce	01-02			
Jose Coronado Playground	21st/Folsom	02-03	As of 10/10/02 as per Capital Program Director, G. Hoy, there are no current plans for renovation		
Golden Gate Park (playgrounds)	Fell/Stanyan	05-06			
Washington Square	Filbert/Stockton	02-03	No abatement needed. Children's play area and bathrooms to be renovated in 3/04.		
McCoppin Square	24th Avenue/Taraval	02-03	As of 10/10/02 as per Gary Hoy, no current plans for renovation		
Mountain Lake Park	12th Avenue/Lake Sreet	02-03	As of 10/10/02 as per Gary Hoy, no current plans for renovation		
Randolph/Bright Mini Park	Randolph/Bright	02-03	No abatement needed. As of 10/10/02 Capital Program Director indicates no current plans for renovation		

Status Report for All Sites

Facility Name	Location	Completed	Notes	Retest	Entered in FLOW Program
Visitacion Valley Greenway	Campbell Ave./E.Rutland	02-03	No abatement needed. Renovation scheduled 3/04.		
Utah/18th Mini Park	Utah/18th Street	02-03	No abatement needed. As of 10/10/02 Capital Program Director indicates no current plans for renovation		
Palou/Phelps Park	Palou at Phelps	02-03	No abatement needed. Renovation occurred Summer 2003. Marvin Yee was project mgr. No lead survey/abatement rpt in RPD files.		
Coleridge Mini Park	Coleridge/Esmeralda	02-03	No abatement needed. As of 10/10/02 Capital Program Director indicates no current plans for renovation		
Lincoln Park (includes Golf Course)	34th Avenue/Clement	02-03	Renovation scheduled 9/04		
Little Hollywood Park	Lathrop-Tocoloma	02-03	No abatement needed. Renovation scheduled 9/04		
McKinley Square	20th/Vermont	02-03	No abatement needed. As of 10/10/02 Capital Program Director indicates no current plans for renovation		
Noe Valley Courts	24th/Douglass	02-03	No abatement needed. As of 10/10/02 Capital Program Director indicates no current plans for renovation		
Parkside Square	26th Avenue/Vicente	02-03	Children's play area and bathrooms to be renovated in 9/03.		
Portsmouth Square	Kearny/Washington	02-03	No abatement needed. As of 10/10/02 Capital Program Director indicates no current plans for renovation		
Potrero del Sol	Potrero/Army	02-03	No abatement needed, renovation scheduled 9/04		
Potrero Hill Mini Park	Connecticut/22nd Street	02-03	Renovation scheduled 9/04		
Precita Park	Precita/Folsom	02-03	No abatement needed. As of 10/10/02 Capital Program Director indicates no current plans for renovation		
Sgt. John Macaulay Park	Larkin/O'Farrell	02-03	No abatement needed. As of 10/10/02 Capital Program Director indicates no current plans for renovation		
Sigmund Stern Recreation Grove	19th Avenue/Sloat Blvd.	04-05	As of 10/10/02 Capital Program Director indicates no current plans for renovation. Funding expired; will complete in FY04-05		

Status Report for All Sites

Facility Name	Location	Completed	Notes	Retest	Entered in FLOW Program
24th/York Mini Park	24th/York/Bryant	02-03	Completed as part of current renovation in December 2002, Renovation scheduled 3/04.		
Camp Mather	Mather, Tuolumne County	04-05			X
Hyde/Vallejo Mini Park	Hyde/Vallejo	02-03	No abatement needed. As of 10/10/02 Capital Program Director indicates no current plans for renovation		
Juri Commons	San Jose/Guerrero/25th	05-06			
Kelloch Velasco Mini Park	Kelloch/Velasco	02-03	No abatement needed. Children's play area scheduled for renovation on 9/04		
Koshland Park	Page/Buchanan	02-03	No abatement needed. As of 10/10/02 Capital Program Director indicates no current plans for renovation		
Head/Brotherhood Mini Park	Head/Brotherwood Way	02-03	No abatement needed. As of 10/10/02 Capital Program Director indicates no current plans for renovation		
Walter Haas Playground	Addison/Farnum/Beacon	02-03	Capital Projects to renovate in Spring 2003. Mauer is PM		
Holly Park	Holly Circle	02-03	Renovation planned to begin 4/03; Judi Mosqueda from DPW is PM		
Page-Laguna-Mini Park	Page/Laguna	04-05	No abatement needed		
Golden Gate/Steiner Mini Park	Golden Gate/Steiner		No Facility, benches only		
Tank Hill	Clarendon/Twin Peaks	04-05	No abatement needed		
Rolph Nicol Playground	Eucalyptus Dr./25th Avenue	04-05	No abatement needed		
Golden Gate Park	Carrousel	05-06			
Golden Gate Park	Tennis Court	05-06			
Washington/Hyde Mini Park	Washington/Hyde	04-05	No abatement needed		
Ridgetop Plaza	Whitney Young Circle	05-06	No abatement needed		
Golden Gate Park	Beach Chalet	06-07	No abatement needed		
Golden Gate Park	Polo Field	06-07			
Sharp Park (includes Golf Course)	Pacifica, San Mateo Co.	06-07			
Golden Gate Park	Senior Center	06-07			X

Status Report for All Sites

Facility Name	Location	Completed	Notes	Retest	Entered in FLOW Program
Pine Lake Park	Crestlake/Vale/Wawona	07-08			
Golden Gate Park	Stow Lake Boathouse	06-07			
Golden Gate Park	County Fair Building	06-07	No abatement needed		
Golden Gate Park	Sharon Bldg.	07-08			
Allyne Park	Gough/Green	06-07	No abatement needed		
DuPont Courts	30th Ave./Clement	07-08			
Golden Gate Park	Big Rec	07-08			
Lower Great Highway	Sloat to Pt. Lobos	07-08			
Golden Gate Park	Kezar Pavilion	08-09			
Yacht Harbor and Marina Green	Marina	06-07, 07-08	Includes Yacht Harbor, Gas House Cover, 2 Yacht Clubs and Marina Green		
Palace of Fine Arts	3601 Lyon Street		Survey in progress		
Telegraph Hill/Pioneer Park	Telegraph Hill		Abatement in progress.		
Saint Mary's Square	California Street/Grant		Survey in progress		
Union Square	Post/Stockton		Survey in progress		
Golden Gate Park	Angler's Lodge	07-08			
Golden Gate Park	Bandstand	07-08	No abatement needed		
Golden Gate Park	Bowling Green	07-08	Retested 4/09; 16 ppb first draw, still in program		X
Golden Gate Park	Conservatory	08-09	No abatement needed.		
Golden Gate Park	Golf Course	09-10			
Golden Gate Park	Kezar Stadium	07-08			X
Golden Gate Park	Nursery	09-10	No abatement needed		
Golden Gate Park	Stables	na	Being demolished. Hazard assessment already completed by Capital.		
Golden Gate Park	McLaren Lodge	01-02, 02-03	Done out of order. Was in response to release/spill. See File 565.		
Exploratorium (and Theater)	3602 Lyon Street		Leased site. Part of Palace of Fine Arts.		
Broadway Tunnel West-Mini Park	Leavenworth/Broadway				
Broadway Tunnel East-Mini Park	Broadway/Himmelman				
Lake Merced Park	Skyline/Lake Merced		Includes Harding Park and Flemming Golf, Boat House and other sites.		
Ina Coolbrith Mini Park	Vallejo/Taylor				

Status Report for All Sites

Facility Name	Location	Completed	Notes	Retest	Entered in FLOW Program
Justin Herman/Embarcadero Plaza	Clay/Embarcadero				
Candlestick Park	Jamestown Avenue		No abatement needed. As of 10/10/02 Capital Program Director indicates no current plans for renovation		
Prentiss Mini Park	Prentiss/Eugenia				
Billy Goat Hill	Laidley/30th				
Corona Heights (and Randall Museum)	16th/Roosevelt	00-01	Randall Museum used to be separate, but in TMA, Randall is part of Corona Heights, so the two were combined 6/10.		
Coso/Precita-Mini Park	Coso/Precita				
Dorothy Erskine Park	Martha/Baden				
Duncan Castro Open Space	Diamond Heights				
Edgehill Mountain	Edgehill/Kensington Way				
Everson/Digby Lots	61 Everson				
Fairmount Plaza	Fairmont/Miguel				
15th Avenue Steps	Kirkham/15th Avenue				
Geneva Avenue Strip	Geneva/Delano				
Grand View Park	Moraga/14th Avenue				
Hawk Hill	14th Avenue/Rivera				
India Basin Shoreline Park	E. Hunters Pt. Blvd.				
Interior Green Belt	Sutro Forest				
Japantown Peace Plaza	Post/Buchanan/Geary				
Jefferson Square	Eddy/Gough				
Joseph Conrad Mini Park	Columbus/Beach				
Kite Hill	Yukon/19th				
Lakeview/Ashton Mini Park	Lakeview/Ashton				
Lessing/Sears Mini Park	Lessing/Sears				
Maritime Plaza	Battery/Clay				
McLaren Park-Golf Course	2100 Sunnysdale Avenue				
Mt. Davidson Park	Myra Way				
Mt.Olympus	Upper Terrace				
Mullen/Peralta-Mini Park	Mullen/Peralta Mini Park				
O'Shaughnessey Hollow	O'Shaughnessey Blvd.				
Park Presidio Blvd.	Park Presidio Blvd.				
Rock Outcropping	Ortega/14th Avenue		Lots 11, 12, 21, 22, 6		

Status Report for All Sites

Facility Name	Location	Completed	Notes	Retest	Entered in FLOW Program
South End Rowing/Dolphin Club	Aquatic Park		Land is leased		
Russian Hill Open Space	Hyde/Larkin/Chestnut		Hyde Street Reservoir		
Saturn Street Steps	Saturn/Ord				
Seward Mini Park	Seward/Acme Alley				
Twin Peaks	Twin Peaks Blvd.				
Fillmore/Turk Mini Park	Fillmore/Turk				
Esprit Park	Minnesota Street				
Muriel Leff Mini Park	7th Avenue/Anza				
Brotherhood/Chester Mini Park	Chester St. near Brotherhood Way				
Sue Bierman Park	Market/Steuart				
10th Avenue/Clement Mini Park	Richmond Library		Not a RPD owned site		
29th/Diamond Open Space	1701 Diamond/29th		Is not on current list of RPD sites (6/2/10).		
Aptos Playground	Aptos/Ocean Avenue		Was in FLOW program; pulled b/c site was demolished.		
Berkeley Way Open Space	200 Berkeley Way		Is not on current list of RPD sites (6/2/10).		
Diamond/Farnum Open Space	Diamond/Farnum		Is not on current list of RPD sites (6/2/10).		
Joost/Baden Mini Park	Joost/N of Baden				
Grand View Open Space	Moraga/15th Avenue		Included in Grand View Park		
Balboa Natural Area	Great Highway/Balboa		Is not on current list of RPD sites (6/2/10).		
Fay Park	Chestnut and Leavenworth				
Guy Place Mini Park	Guy Place				
Kid Power Park	45 Hoff St.				
Laurel Hill Playground	Euclid & Collins				
Parque Ninos Unidos	23rd and Folsom				
Patricia's Green in Hayes Valley	Hayes & Octavia				
Portola Open Space					
Roosevelt/Henry Steps					
Selby/Palou Mini Park	Selby & Palou				
Sunnyside Conservatory	Monterey & Baden				
Topaz Open Space	Monterey & Baden				
Turk/Hyde Mini Park	Hyde & Vallejo				
Victoria Manolo Draves Park	Folsom & Sherman				
Facilities: These facilities not to be included in CLPP survey as they were built after 1978.					
Alice Marble Tennis Courts	Greenwich/Hyde		Not owned by RPD. PUC demolished in 2003 and all will be rebuilt.		

Status Report for All Sites

Facility Name	Location	Completed	Notes	Retest	Entered in FLOW Program
Richmond Rec Center	18th Ave./Lake St./Calif.		New facility		
Visitation Valley Playground	Cora/Leland/Raymond		Original building clubhouse and PG demolished in 2001. Facility is new.		
King Pool	3rd/Armstrong		New facility		
to be included in survey at this time:					
Abraham Lincoln Sr. High School			Not a RPD owned site		
Alamo School Yard	250 23rd Avenue		Not a RPD owned site		
Alvarado School Yard	625 Douglass Street		Not a RPD owned site		
Argonne School Yard	675 17th Avenue & Cabrillo		Not a RPD owned site		
Bessie Carmichael School Yard	55 Sherman		Not a RPD owned site		
Candlestick Point Rec Area	171 Acres				
Cesar Chavez School Yard	825 Shotwell Street		Not a RPD owned site		
Ella Hill Hutch Center	1000 McAllister		No abatement needed. As of 10/10/02 Capital Program Director indicates no current plans for renovation		
Francisco School Yard	2190 Powell Street		Not a RPD owned site		
GGNRA with Presidio	2,066 Acres				
Guadalupe School Yard	859 Prague Street		Not a RPD owned site		
I M Scott School Yard - OS	Tennessee/22nd Street		Not a RPD owned site		
Jefferson School Yard	1725 Irving Street		Not a RPD owned site		
Lafayette School Yard	4545 Anza St. near 36th Ave.		Not a RPD owned site		
Lawton School Yard	1570 31st Avenue		Not a RPD owned site		
Marshall School Yard	1575 15th Street		Not a RPD owned site		
Monroe School Yard	260 Madrid Street		Not a RPD owned site		
Paul Revere School Yard	555 Tompkins Avenue		Not a RPD owned site		
Peabody School Yard	251 6th Avenue		Not a RPD owned site		
Phelan (China Beach)	1,309 - leased to USA				
Redding School Yard	1421 Pine Street		Not a RPD owned site		
Rosa Parks Senior Center	1111 Buchanan/Golden Gate		Not a RPD owned site		
South of Market Lot	SE Sherman/Cleveland		No RPD Facilities		
Starr King School Yard	1215 Carolina		Not a RPD owned site		
Woods Yard Playground	22nd/Indiana		Not a RPD owned site		
Zoological Gardens	Great Highway/Sloat				

Status Report for All Sites

Facility Name	Location	Completed	Notes	Retest	Entered in FLOW Program
Hunters Pt. Recreation Center and Gym (Milton Meyer Center)	195 Kiska Road	99-00	No longer owned by RPD. Owned by Housing Authority (we had a lease which expired).		
Howard/Langton Mini Park	Howard/Langton		We maintain but do not own.		
War Memorial Opera House	Van Ness/McAllister		Maintain but do not own		
Hyde St. Reservoir, Russian Hill Pk	Hyde/Bay		Is not on current list of RPD sites (6/2/10).		
Hyde Street Reservoir	Hyde/Francisco		Is not on current list of RPD sites (6/2/10).		
Lombard Reservoir	SW Hyde/Lombard		Is not on current list of RPD sites (6/2/10).		
Merced Manor Residence	23rd/Sloat		Is not on current list of RPD sites (6/2/10).		
University Reservoir	SE Felton & University Ave. (University/Felton Lawns/Pathways)		Is not on current list of RPD sites (6/2/10).		
Golden Gate Park	Maintenance Yard		Employees only; no children.		
Bonview Lots	Bonview/Bocana				
Dog Patch-Miller Memorial Comm	Bernal		Maintain but do not own		
Bayview Park & Extension	LeConte Avenue		Is not on current list of RPD sites (6/2/10).		
Crags Court Garden	8 Crags		Not a RPD owned site		
Embarcadero Plaza	Market/Steuart		Same as Justin Herman Plaza		
Fort Funston	Great Highway		Is not on current list of RPD sites (6/2/10).		
Fuhrman Bequest (Fresno)	Fresno County		Is not on current list of RPD sites (6/2/10).		
Fuhrman Bequest (Kern)	Kern County		Is not on current list of RPD sites (6/2/10).		
Fuhrman Bequest (Monterey)	Monterey County		Is not on current list of RPD sites (6/2/10).		
Noe/Beave Community Garden	Noe/Beaver		Maintain but do not own		
Soccer Stadium	Ocean/San Jose		See Balboa; included there.		
Hallidie Plaza	Market/Eddy		Is not on current list of RPD sites (6/2/10).		
Rincon Pt. Park			Is not on current list of RPD sites (6/2/10).		
South Beach Park & Marina			Is not on current list of RPD sites (6/2/10).		
City Hall Grounds	Van Ness/Grove		Maintain but do not own		
Levi Plaza			Maintain but do not own		
Redwood Park (Transamerica)			Maintain but do not own		

Status Report for All Sites

Facility Name	Location	Completed	Notes	Retest	Entered in FLOW Program
Sidney Walton Park (Golden Gateway)			Maintain but do not own		
Aqua Vista Park	Embarcadero/China Basin		Maintain but do not own		
Embarcadero Promenade	Embarcadero		Maintain but do not own		
Ferry Bldg. Plaza	Market/Embarcadero		Maintain but do not own		
Warm Water Cove			Maintain but do not own		
Hall of Justice	850 Bryant Street		Maintain but do not own		
Cole and Carl-Mini Park	Clayton/Frederick		Maintain but do not own		
Library-Western Addition	1550 Scott Street		Maintain but do not own		
Library-West Portal	190 Lenox Way		Maintain but do not own		
Library-Sunset	1305 18th Avenue		Maintain but do not own		
Library-Richmond	351 9th Avenue		Maintain but do not own		
Library-Presidio	3150 Sacramento		Maintain but do not own		
Library-Potrero	20th/Arkansas		Maintain but do not own		
Library-Parkside	1200 Taraval		Maintain but do not own		
Library-Ortega	3223 Ortega		Maintain but do not own		
Library-Noe Valley	451 Jersey		Maintain but do not own		
Library-Merced	155 Winston Dr.		Maintain but do not own		
Library-Marina	Chestnut/Webster		Maintain but do not own		
Library-Main	Civic Center		Maintain but do not own		
Library-Excelsior	4400 Mission		Maintain but do not own		
Library-Eureka Valley	3555 16th Street		Maintain but do not own		
Library-Bernal	500 Cortland		Maintain but do not own		
Library-Anza	550 37th Avenue		Maintain but do not own		
UN Plaza	Market/Fulton		Maintain but do not own		
Traffic Island	S. Laguna & Vasquez		Maintain but do not own		
Peru Avenue Walkway	Athens to Valmar Terrace		Maintain but do not own		
Kearny Street Steps	Vallejo/Fresno		Maintain but do not own		
			Maintain but do not own		

Status Report for All Sites

Facility Name	Location	Completed	Notes	Retest	Entered in FLOW Program
Esmeralda Corridor/Prospect	Esmeralda/Bernal Hts.		Maintain but do not own		
Twenty-third & Treat			Maintain but do not own		
30 Van Ness	30 Van Ness		Capital location; not an RPD owned site.		
Clipper Terrace Community Garden			Not RPD owned site; maintained by RPD.		
Connecticut Friendship Garden			Not RPD owned site; maintained by RPD.		
Corwin Community Garden			Not RPD owned site; maintained by RPD.		
Geneva Car barn			Not RPD owned site; maintained by RPD.		
Gordon J. Lau Elementary School			Not RPD owned site; maintained by RPD.		
Hillcrest Elementary School			Not RPD owned site; maintained by RPD.		
Horace Mann Jr. High School			Not RPD owned site; maintained by RPD.		
Library - Ingleside			Not RPD owned site; maintained by RPD.		
James Denman Jr. High School			Not RPD owned site; maintained by RPD.		
Junipero Serra Elementary School			Not RPD owned site; maintained by RPD.		
Library - Mission			Not RPD owned site; maintained by RPD.		
Library - North Beach			Not RPD owned site; maintained by RPD.		
Library - Ocean View			Not RPD owned site; maintained by RPD.		
Library - Park			Not RPD owned site; maintained by RPD.		
Library - Portola			Not RPD owned site; maintained by RPD.		
Roosevelt Middle School			Not RPD owned site; maintained by RPD.		
Library - Main			Not RPD owned site; maintained by RPD.		
Spring Valley Elementary School			Not RPD owned site; maintained by RPD.		
Library - Visitacion Valley			Not RPD owned site; maintained by RPD.		
Visitacion Valley Elementary School			Not RPD owned site; maintained by RPD.		
Dearborn Community Garden			Not RPD owned site; maintained by RPD.		
Garden for the Environment			Not RPD owned site; maintained by RPD.		

Status Report for All Sites

Facility Name	Location	Completed	Notes	Retest	Entered in FLOW Program
Good Prospect Community Garden			Not RPD owned site; maintained by RPD.		
Hooker Alley Community Garden			Not RPD owned site; maintained by RPD.		
Northern Police Station			Not RPD owned site; maintained by RPD.		
Ogden Terrace Community Garden			Not RPD owned site; maintained by RPD.		
Page St. Community Garden			Not RPD owned site; maintained by RPD.		
White Crane Springs Community Garden			Not RPD owned site; maintained by RPD.		
FY03-04 algorithm weights various features of a facility as noted in the algorithm. For instance, a site with a clubhouse noted as present, is weighted by a factor of 5 due to the high likelihood of the presence of children, versus a tennis court, where the likelihood is lower and so get a weighting factor of 1.					
Note that algorithms change year to year depending on the need to weight out certain factors. Once all sites are completed, this algorithm will have to be re-examined.					

Document is available
at the Clerk's Office
Room 244, City Hall



THE OFFICE OF CITIZEN COMPLAINTS

QUARTERLY REPORTS

Second Quarter 2010

Included In This Document

Comprehensive Statistical Report
Comparative Overview of Caseload
How Complaints Were Received
Complaints and Allegations by Unit
Findings In Allegations Closed
Sustained Allegations
Days to Close – All Cases Closed
Days to Close – Sustained Cases
Investigative Hearings and Mediations
Status of OCC Cases – Year 2009
Status of OCC Cases – Year 2010
Caseloads by Investigator
Case Closures by Investigator
Weighted Closures by Investigator
Presented by: Joyce M. Hicks, Executive Director
Compiled by: Chris Wisniewski and Linda Taylor

City and County of San Francisco

Office of the Controller – City Services Auditor

To: Angela Calvillo,
Clerk of the Board
From: Office of the Controller
City Services Auditor

BOS-11
COB
GAB
B+F
CLG

Document is available
at the Clerk's Office
Room 244, City Hall

HUMAN RIGHTS COMMISSION:

Local Business Enterprise (LBE) Compliance Audit

RECEIVED
BOARD OF SUPERVISORS
SAN FRANCISCO
2010 JUL 28 PM 2:06
BY _____ AK



July 28, 2010

4



John Arntz
 Director **RECEIVED**
 BOARD OF SUPERVISORS
 SAN FRANCISCO

2010 JUL 30 PM 2:30

BY mf

Sole Source Contracts for Fiscal Year 2009-2010

	Vendor	Amount	Reason
11/7/2010-11/7/2010	San Francisco Unified School District	\$8,0000	The Department uses various schools as precincts and pays fees to SFUSD for custodial services during election day.
9/1/2009-12/31/2009 2/1/2010-6/30/2010	Cromer	\$12,131 \$9,174	Department is not able to use USAVE City Wide Contract because they do not carry electric fork-lifts. Department needs electric fork-lifts to use in close building with out proper ventilation.

5



MEMORANDUM

TO: Clerk of the Board, Board of Supervisors

FROM: Ben Rosenfield, Controller
BR

DATE: 8/3/10

SUBJECT: Sole Source Contract Reporting Requirement for FY 09/10

In accordance with Sunshine Ordinance Section 67.24 (e), the Controller's Office is submitting the following information.

The department entered into 7 annual maintenance renewal agreements for proprietary software, 3 new maintenance agreements for proprietary software, 1 agreement for proprietary training, and 1 agreement for continuation of services.

Vendor Name	Service	Start Date	End Date	Amount	Reason
A C L SERVICES LTD	ACL Software Maintenance	1/1/2010	12/31/2010	\$2,394.00	Proprietary software
C C H INC	TeamMate software services	10/1/2009	10/1/2010	\$14,782.50	Proprietary software
COGSDALE HOLDINGS LTD	Maintenance Agreement for FAMIS suite	7/1/2009	6/30/2010	\$122,298.00	Proprietary software
GRADUATE SCHOOL	Government Auditing Training Services	9/28/2009	10/31/2009	\$13,669.00	Proprietary training
HOSTBRIDGE TECHNOLOGY LLC	Software Maintenance Agreement	3/2/2009	3/2/2010	\$16,666.67	Proprietary software
INFOR GLOBAL SOLUTIONS (MICHIGAN) INC	AppCare Software Maintenance Consulting	12/31/2009	12/31/2010	\$30,000.00	Proprietary software
INFOR GLOBAL SOLUTIONS (MICHIGAN) INC	Mainframe Payroll System	7/1/2009	6/30/2010	\$135,852.43	Proprietary software
INTERNATIONAL BUSINESS MACHINES CORPORATION (IBM) formerly Cognos	BPMS Software License	11/9/2006	11/8/2010	\$27,010.79	Proprietary software
INTERNATIONAL BUSINESS MACHINES CORPORATION (IBM) formerly Cognos	EIS/FAMIS Software Maintenance Services	9/30/2009	9/29/2010	\$123,789.50	Proprietary software
NEXT 10	Budget Challenge Software License	2/2/2010	6/30/2010	\$16,902.00	Proprietary software

POLICE EXECUTIVE RESEARCH FORUM	Police Organizational Review Services	6/30/2009	6/30/2010	Sole source amt = \$19,578 Total contract amt = \$547,530.00	Sole source continuation of services that were bid out in 2007
TALX	Online Payroll Services & Support	7/1/2009	6/30/2010	\$60,000.00	Proprietary software

Please contact Esther Reyes at 554-7819 if you have any questions.

Class



SAN FRANCISCO ARTS COMMISSION

GAVIN NEWSOM
MAYOR

LUIS R. CANCEL
DIRECTOR OF
CULTURAL AFFAIRS

MEMORANDUM

TO: Honorable Board of Supervisors
c/o Clerk of the Board

FROM: Luis R. Cancel, Director of Cultural Affairs, Arts Commission

DATE: July 22, 2010 *[Signature]*

SUBJECT: FY 2009-10 Annual Report and Sole Source Contracts List.

PROGRAMS

- CIVIC ART COLLECTION
- CIVIC DESIGN REVIEW
- COMMUNITY ARTS & EDUCATION
- CULTURAL EQUITY GRANTS
- PERFORMING ARTS
- PUBLIC ART
- STREET ARTISTS LICENSES

ARTS COMMISSION GALLERY
401 VAN NESS AVENUE
415.554.6080

WWW.SFARTSCOMMISSION.ORG

ARTSCOMMISSION@SFGOV.ORG

In pursuance to Charter Section 4.103 and Sunshine Ordinance Section 67.24(e), please see the attached Annual Report and the Sole Source Contract List for the Arts Commission for the fiscal year 2009-10.

Attachments 3 pages.

RECEIVED
BOARD OF SUPERVISORS
SAN FRANCISCO
2010 JUL 29 PM 12:43
BY *[Signature]*



CITY AND COUNTY OF
SAN FRANCISCO

5

ARTS COMMISSION					
FY 09-10 ANNUAL REPORT					
Year Ending: June 30, 2010					
EXPENDITURES					
Description	FY09-10 Budget	FY09-10 Actual	Encumbrance	Balance	Comment
Subfund: 1G AGF AAA General Fund - Non-Project					
Index Code: 285004 Administration					
001	Salaries	368,966	368,966	-	-
013	Mandatory Fringe Benefits	117,101	117,101	-	-
021	Non Personal Services	-	-	-	-
081	Services of Other Depts	204,969	204,969	-	-
	Administration Total	691,036	691,036	-	-
Subfund: 1G AGF AAP General Fund - Annual Project					
1 Index Code: 28CAE050/PAR045 Cultural Centers					
001	Salaries	70,236	76,658	-	(6,422) Deficit met with savings below.
013	Mandatory Fringe Benefits	29,330	26,954	-	2,376 Surplus used for deficit above.
021	Non Personal services	2	102,270	-	(102,268) Deficit met with savings below.
038	City Grant Programs	2,366,581	2,245,167	15,100	106,314 Surplus used for deficit above.
081	Services of Other Depts	48,301	48,301	-	-
086	Expenditure Recovery	(441,229)	(441,229)	-	-
	Cultural Centers Total	2,073,221	2,058,121	15,100	-
2 Index Code: 28CAE051/PART01 Art Enhancement					
001	Salaries	148,047	160,634	-	(12,587) Deficit met with savings below.
013	Mandatory Fringe Benefits	45,740	47,160	-	(1,420) Deficit met with savings below.
021	Non Personal services	17,307	69,447	23,001	(75,141) Deficit met with savings below.
038	City Grant Programs	506,953	331,169	86,636	89,148 Surplus used for deficit above.
06P	Services of Other Depts	47,486	31,236	16,250	-
081	Art Enhancement Total	765,533	639,646	125,887	-
3 Index Code: 28CAE041/PAR041 GFTA PIC Program					
005	Temporary staff	-	22,257	-	(22,257) Deficit met with savings below.
038	City Grant Programs	225,000	202,743	-	22,257 Surplus used for deficit above.
	CAE PIC Total	225,000	225,000	-	-
4 Index Code: 28CAE322/FAR322 Cultural Centers Facilities maintenance					
081	Services of Other Depts	191,361	167,082	24,279	-
	Facilities Maintenance Total	191,361	167,082	24,279	-
5 Index Code: 28COL211/FAR211 Collection Maintenance					
021	Non Personal services	49,983	37,963	26,160	(14,140) Deficit met with budget below.
06F	Facilities Maintenance	15,750	-	1,610	14,140 Surplus used for deficit above.
	Collection Maintenance Total	65,733	37,963	27,770	-
6 Index Code: 28GAL050/PAR046 City Hall Exhibition					
038	City Grant Programs	25,000	25,000	-	-
	Total	25,000	25,000	-	-
7 Index Code: 28POP004/PAR004 Symphony Orchestra					
027	Personal Services	1,899,510	1,899,510	-	-
	Total	1,899,510	1,899,510	-	-
Subfund: 1G AGF ACP General Fund - Continuing Project					
1 Index Code: 28CEG197A/PAR197 Cultural Equity Grant					
001	Salaries	275,321	207,141	-	68,180 Surplus used for deficit above.
013	Mandatory Fringe Benefits	78,790	71,119	-	7,671 Surplus used for deficit above.
021	Non Personal services	11,500	570,064	75,272.00	(633,836) Deficit met with savings below.
038	City Grant Programs	2,550,232	795,581	1,040,351	714,300 Surplus used for deficit above.
040	Materials & Supplies	758	17,199	9,670	(26,111) Deficit met with savings below.
069	Project Carryforward	288,900	-	-	288,900 Last year carryover used above.
081	Services of Other Depts	136,641	1,103	26,321	109,217
	CEG Total	3,342,142	1,662,207	1,151,614	528,321

ARTS COMMISSION						
FY 09-10 ANNUAL REPORT						
Year Ending: June 30, 2010						
EXPENDITURES						
Description		FY09-10 Budget	FY09-10 Actual	Encumbrance	Balance	Comment
Subfund: 1G AGF WOF Work Order Fund						
1 <u>Index Code: 28CAE532/PAR532 WritersCorps Project</u>						
001	Salaries	70,310	94,828		(24,518)	Deficit met with savings below.
013	Mandatory Fringe Benefits	46,070	41,315		4,755	Deficit met with savings below.
021	Non Personal services	224,620	204,857		19,763	Surplus used for deficit above.
086	Expenditure Recovery-Library	(341,000)	(341,000)		-	
WritersCorps Total		-	-	-	-	
2 <u>Index Code: 28COL562/PAR562 Airport Civic Collection</u>						
001	Salaries	7,591	6,525	-	1,066	Surplus used for deficit above.
013	Mandatory Fringe Benefits	2,656	2,254	-	402	Surplus used for deficit above.
021	Non Personal services	19,753	21,221		(1,468)	Deficit met with savings below.
086	Expenditure Recovery	(30,000)	(30,000)	-	-	
Collection Total		-	-	-	-	
ARTS COMMISSION						
FY 09-10 ANNUAL REPORT						
Year Ending: June 30, 2010						
REVENUE						
Description		FY08-09 Budget	FY08-09 Actual	Encumbrance	Balance	Comment
Subfund: 1G AGF AAA General Fund - Non-Project						
<u>Index Code: 285004 Administration</u>						
601	Civic Design Fee	50,000	57,734	-	7,734	2 more reviews completed than target.
Total		50,000	57,734	-	7,734	
Subfund: 1G AGF AAP General Fund - Annual Project						
<u>Index Code: 28CAE050/PAR045 Cultural Centers</u>						
122	Hotel Room Tax	1,516,000	1,516,000	-	-	
9501G	GFTA grant	250,000	250,000	-	-	PIC & City Hall Exhibition.
Total		1,766,000	1,766,000	-	-	
Subfund: 1G AGF ACP General Fund - Continuing Project						
<u>Index Code: 28CEG197/PAR197 Cultural Equity Grant</u>						
122	Hotel Room Tax	1,716,000	1,716,000	-	-	Per actual hotel tax recorded by the
Total		1,716,000	1,716,000	-	-	Controller.



ETHICS COMMISSION
CITY AND COUNTY OF SAN FRANCISCO

BOS-11
Cpage

JAMIENNE S. STUDLEY
CHAIRPERSON


SUSAN J. HARRIMAN
VICE-CHAIRPERSON

EILEEN HANSEN
COMMISSIONER

BENEDICT Y. HUR
COMMISSIONER

CHARLES L. WARD
COMMISSIONER

JOHN ST. CROIX
EXECUTIVE DIRECTOR

Date: July 30, 2010
To: Members, Board of Supervisors
Members, Ethics Commission
From: John St. Croix, Executive Director 
Re: Amount of Funds in Election Campaign Fund

Under Section 1.54(b)(2) of the San Francisco Campaign and Governmental Conduct Code, I am required to provide this notice to you no later than August 1 before an election of the Board of Supervisors. I am notifying you that the Election Campaign Fund currently has sufficient funds such that it contains at least \$1.50 per resident, after subtracting 15 percent for the administrative expenses provided under section 1.38(b)(2), for the purposes of the public financing program. Accordingly, there is no need to request a supplemental appropriation from the Board of Supervisors and the Mayor for the Election Campaign Fund.

S:\Prop O Administration\2010-Pub.Fin\section 1.154 notice 7.2010.doc

RECEIVED
BOARD OF SUPERVISORS
SAN FRANCISCO
2010 AUG -2 AM 9:41
BY _____ AK

6

2010 Local Agency Biennial Notice

Name of Agency: Airport Commission
 Mailing Address: P.O. Box 8097
 Contact Person: Jean Caramatti
 Office Phone No: 650-821-5042
 E-mail: Jean.Caramatti@flysfso.com Fax No: 650-821-5005

This agency has reviewed its conflict-of-interest code and has determined that:


An amendment is required. The following amendments are necessary:
(Check all that apply.)

- Include new positions (including consultants) that must be designated.
- Delete positions that manage public investments from the list of designated positions.
- Revise disclosure categories.
- Revise the titles of existing positions.
- Delete titles of positions that have been abolished.
- Other *(describe)* _____

Code is currently under review by the code-reviewing body.

No amendment is required.

The agency's code accurately designates all positions that make or participate in the making of governmental decisions; the disclosure categories assigned to those positions accurately require the disclosure of all investments, business positions, interests in real property, and sources of income that may foreseeably be affected materially by the decisions made by those holding the designated positions; and the code includes all other provisions required by Government Code Section 87302.



Signature of Chief Executive Officer



Date

Complete this notice regardless of how recently your code was approved or amended.

Please return this notice no later than **August 1, 2010**, via e-mail (PDF), inter-office mail, or fax to:

Clerk of the Board
 Board of Supervisors
 ATTN: Peggy Nevin
 1 Dr. Carlton B. Goodlett Place, Room 244
 San Francisco, CA 94102
 Fax: 554-5163

2010 Local Agency Biennial Notice

Name of Agency: Department of Building Inspection
Mailing Address: 1660 Mission Street, San Francisco, CA 94103
Contact Person: Pamela Levin Office Phone No: 558-6239
E-mail: Pamela.levin@sfgov.org Fax No: 558-6207

This agency has reviewed its conflict-of-interest code and has determined that:


An amendment is required. The following amendments are necessary:
(Check all that apply.)

- Include new positions (including consultants) that must be designated.
- Delete positions that manage public investments from the list of designated positions.
- Revise disclosure categories.
- Revise the titles of existing positions.
- Delete titles of positions that have been abolished.
- Other (describe) _____

Code is currently under review by the code-reviewing body.

No amendment is required.

The agency's code accurately designates all positions that make or participate in the making of governmental decisions; the disclosure categories assigned to those positions accurately require the disclosure of all investments, business positions, interests in real property, and sources of income that may foreseeably be affected materially by the decisions made by those holding the designated positions; and the code includes all other provisions required by Government Code Section 87302.


Signature of Chief Executive Officer

7/30/10
Date

Complete this notice regardless of how recently your code was approved or amended.

Please return this notice no later than August 1, 2010, via e-mail (PDF), inter-office mail, or fax to:

Clerk of the Board
Board of Supervisors
ATTN: Peggy Nevin
1 Dr. Carlton B. Goodlett Place, Room 244
San Francisco, CA 94102
Fax: 554-5163

San Francisco – Campaign and Governmental Conduct Code

SEC. 3.1-155. BUILDING INSPECTION, DEPARTMENT OF.

Designated Positions	Disclosure Categories
Building Inspection Commission, Member.....	1
Building Inspection Commission, Secretary.....	1
Director of Building Inspection.....	1
Assistant Director.....	1
<u>Deputy Director, Administrative Services</u>	<u>1</u>
Deputy Director, <u>Plan Review Plan Review</u> Services.....	1
Deputy Director, Inspection Services.....	1
Communications Manager/Officer.....	1
<u>Manager, Finance Services</u>	<u>1</u>
<u>Manager, Legislative/Public Affairs</u>	<u>1</u>
Manager, Support Services.....	1
Manager VI Deputy Director, Code Enforcement Services.....	1
Principal Civil Engineer.....	1
Senior Civil Engineer.....	1
Building Plans Engineer.....	1
Mechanical Engineer.....	1
Senior Mechanical Engineer.....	1
Assistant Mechanical Engineer.....	1
Structural Engineer.....	1
Civil Engineer.....	1
Associate Civil Engineer.....	1
Assistant Civil Engineer.....	1
<u>Planner IV</u>	<u>1</u>
Chief Building Inspector.....	1
Senior Building Inspector.....	1
Building Inspector	1
Chief Electrical Inspector.....	1
Senior Electrical Inspector.....	1
Electrical Inspector.....	1
Chief Plumbing Inspector.....	1
Senior Plumbing Inspector.....	1
Plumbing Inspector.....	1
Chief Housing Inspector.....	1
Senior Housing Inspector.....	1
Housing Inspector.....	1
<u>Support Services Supervisor / Custodian of Records</u> Management Assistant.....	<u>1</u>
<u>Payroll / Personnel Clerk</u>	<u>1</u>
<u>Personnel Technician</u>	<u>1</u>
<u>Principal Accountant</u>	<u>1</u>

2010 Local Agency Biennial Notice

Name of Agency: Fine Arts Museums of San Francisco
Mailing Address: 50 Hagiwara Tea Garden Drive, San Francisco, CA, 94118
Contact Person: Judy Gough Office Phone No: 750-3669
E-mail: jgough@famsf.org Fax No: 750-7686

This agency has reviewed its conflict-of-interest code and has determined that:


An amendment is required. The following amendments are necessary:
(Check all that apply.)

- Include new positions (including consultants) that must be designated.
- Delete positions that manage public investments from the list of designated positions.
- Revise disclosure categories.
- Revise the titles of existing positions.
- Delete titles of positions that have been abolished.
- Other (describe) Add position - Director of Security, Disclosure Categories 3,4,7

Code is currently under review by the code-reviewing body.

No amendment is required.

The agency's code accurately designates all positions that make or participate in the making of governmental decisions; the disclosure categories assigned to those positions accurately require the disclosure of all investments, business positions, interests in real property, and sources of income that may foreseeably be affected materially by the decisions made by those holding the designated positions; and the code includes all other provisions required by Government Code Section 87302.


Signature of Chief Executive Officer
John E. Buchanan, Jr.

July 27, 2010
Date

Complete this notice regardless of how recently your code was approved or amended.

Please return this notice no later than **August 1, 2010**, via e-mail (PDF), inter-office mail, or fax to:

Clerk of the Board
Board of Supervisors
ATTN: Peggy Nevin
1 Dr. Carlton B. Goodlett Place, Room 244
San Francisco, CA 94102
Fax: 554-5163

7

2010 Local Agency Biennial Notice

Name of Agency: MAYOR'S OFFICE
 Mailing Address: 1 DR. CARLTON B. GOODLETT PL, SF 94102
 Contact Person: Julian Low Office Phone No: 415-554-6491
 E-mail: JULIAN.LOW@SFGOV.ORG Fax No: 415-554-6115

This agency has reviewed its conflict-of-interest code and has determined that:

An amendment is required. The following amendments are necessary:
(Check all that apply.)

- Include new positions (including consultants) that must be designated.
- Delete positions that manage public investments from the list of designated positions.
- Revise disclosure categories.
- Revise the titles of existing positions.
- Delete titles of positions that have been abolished.
- Other *(describe)* _____

Code is currently under review by the code-reviewing body.

No amendment is required.
 The agency's code accurately designates all positions that make or participate in the making of governmental decisions; the disclosure categories assigned to those positions accurately require the disclosure of all investments, business positions, interests in real property, and sources of income that may foreseeably be affected materially by the decisions made by those holding the designated positions; and the code includes all other provisions required by Government Code Section 87302.



Signature of Chief Executive Officer

7/27/10

Date

Complete this notice regardless of how recently your code was approved or amended.

Please return this notice no later than **August 1, 2010**, via e-mail (PDF), inter-office mail, or fax to:

Clerk of the Board
 Board of Supervisors
 ATTN: Peggy Nevin
 1 Dr. Carlton B. Goodlett Place, Room 244
 San Francisco, CA 94102
 Fax: 554-5163

RECEIVED
 BOARD OF SUPERVISORS
 SAN FRANCISCO
 2010 JUL 28 AM 10:18
 BY le

SEC. 3.1-315. MAYOR'S OFFICE.

(a) Disclosure Category 2. Persons in this category shall disclose income from any source.

Designated Positions Disclosure Categories

Administration	
Mayor	.See Sec. 3.1-500
Chief of Staff	1
Deputy Chief of Staff	1
Senior Policy Advisor	1
Director of Operations	1
Administrative Secretary to the Mayor	1
Confidential Secretary	1
Assistant to the Deputy Chief of Staff	1
Receptionist	1
Government Affairs Division	
Director of Government Affairs	1
Liaison to the Board of Supervisors	1
Liaison to the Commissions	1
Government Affairs Researcher	1
Finance Division	
Director of Finance	1
Deputy Director of Finance	1
Fiscal Analyst	1
Communications Office	
Communications Director	1
Deputy Director	1
Asian Media Liaison	1
Latino Media Liaison	1
Mayor's Office of Community Investment	
Citizen's Committee on Community Development, Members	2
Mayoral Staff	1
Relocation Appeals Board Members	1
SOMA Community Stabilization Fund Community Advisory Committee, Members	1
Small Business Revolving Loan Fund Committee Members	1
Mayor's Office of Criminal Justice	
Director	1
Deputy Director	1
Director of Violence Prevention Program	1
Assistant to Director	1
Violence Coordinator	1
Crime Data Manager	1
Mayor's Office of Housing	
Director	1
Deputy Director	1
Mayor's Office of Neighborhood Services	
Director	1
Deputy Director	1
POLICY DIVISION	
POLICY ADVISOR - PUBLIC SAFETY	1
POLICY ADVISOR - TRANSPORTATION	1
POLICY ADVISOR - EDUCATION	1
POLICY ADVISOR - GREENING	1

Designated Positions Disclosure Categories

District Liaison 1

(Added by Ord. 71-00, File No. 000358, App. 4/28/2000; amended by Ord. 73-03, File No. 022027, App. 4/25/2003; Ord. 99-05, File No. 041570, App. 5/25/2005; Ord. 80-07, File No. 070122, App. 4/19/2007; Ord. 93-08, File No. 090199, App. 6/10/2009)

(Derivation: Former Administrative Code Section 58.260; added by Ord. 3-90, App. 1/5/90; amended by Ord. 380-94, App. 11/10/94; Ord. 345-98, App. 11/19/98)

SEC. 3.1-320. MUNICIPAL TRANSPORTATION AGENCY.

Disclosure Category 2. Persons in this category shall disclose all sources of income, investments and his or her status as a director, officer, partner, trustee, employee, or holder of a management position in any business entity.

Designated Positions Disclosure Categories

Board of Directors

Member, Board of Directors	1
Board Secretary	1

Municipal Transportation Agency

Executive Director/CEO (Director of Transportation)	1
Deputy Executive Director	1
Director of Finance	1
Director of Human Resources	1
Director of Capital Programs and Construction	1
Director of Information Technology and Strategic Business Planning	1
Director of External Affairs	1
Director of Planning	1
Director of Taxis and Accessible Services	1
Deputy Director of Security and Enforcement	1
Deputy Director of Safety and Training	1
Senior Administrative Analyst	2
Principal Administrative Analyst	2
Transportation Safety Specialist	2
Safety Analyst	2
Manager of Project Management	1
Manager I	1
Manager II	1
Manager III	1

Rules
CORS
C. Depp

OFFICE OF THE MAYOR
SAN FRANCISCO



GAVIN NEWSOM

Notice of Appointment

July 28, 2010


Honorable Board of Supervisors:

Pursuant to Charter §4.112, I hereby nominate Anson B. Moran for reappointment to the San Francisco Public Utilities Commission.

Mr. Moran is nominated for reappointment to fill his same seat (Seat #4, expertise in water systems, power systems, or public utility management). This term will August 1, 2014.

I am confident that Mr. Moran will continue to serve our community well. Attached are Mr. Moran's qualifications to serve, which demonstrate how he will represent the communities of interest, neighborhoods and diverse populations of the City and County of San Francisco.

I encourage your support and am pleased to advise you of this appointment.


Gavin Newsom
Mayor

RECEIVED
BOARD OF SUPERVISORS
SAN FRANCISCO
2010 JUL 29 PM 3:53
BY _____ AIR

8

C-page
BOS-11



"Wolf B. Frommer"
<wfrommer@sbcglobal.net>

07/28/2010 08:26 AM

Please respond to
wfrommer@CarnegieScience.e
du

To Board.of.Supervisors@sfgov.org

cc

bcc

Subject rate hike for Sunset scavenger

Ladies and Gentlemen

today I received the new bill for garbage removal. Again, the rate has increased.

The increase is marked as "cost of living adjustment". I can not understand how at a time, where nobody received salary increases, and where the annual rate of inflation has been -0.34% for 2009, the board approved a rate hike of 8%.

There is no competition between companies in this area, and the explanation for the rate hike is pathetic. I called Sunset Scavenger and they indicated that its not their responsibility, but was approved by the Board of Supervisors, so I should contact the Board, not them. Pretty amazing given that also previous rate hikes have always exceeded inflation. Amazing is also that we have a monopoly for garbage disposal. I request an explanation and very much hope that there is not a connection between the Board and the company.

Sincerely

Wolf B. Frommer
wfrommer@sbcglobal.net

9

0 - page
BOS-11



Delphine Brody
<delphinebrody@californiacli
ents.org>
Sent by:
delphinegrt@gmail.com

To Board.of.Supervisors@sfgov.org
cc
bcc
Subject Why San Francisco Can't Afford AB 1421

File #100751

07/29/2010 06:15 PM

Why San Francisco Can't Afford AB 1421: Unfunded, Costly, Unnecessary and Harmful

Mental health clients, service providers, advocates and allies urge the San Francisco Board of Supervisors to vote "no" on Supervisor Michela Alioto-Pier's bill to implement AB 1421 ("Laura's Law") in San Francisco. The bill (File No. 100751) is scheduled for a final vote by the full Board on Tuesday, August 3rd, continued from July 20th.

No State Funding Provided

- Unlike New York's "Kendra's Law", on which it is based, AB 1421 provides no state funding for local pilot projects. *Counties that opt to implement AB 1421 must foot the entire bill themselves.*
- Not surprisingly, since AB 1421 was passed in 2002, only two counties (Nevada and Los Angeles) have implemented the law, and only on a very limited basis, as an alternative sentencing program for mental health clients facing criminal charges and (in Los Angeles County) a step-down program for clients exiting long-term hospitalization.
- No existing AB 1421 pilot project targets the majority of clients living in the community who meet AB 1421 criteria.^[i]

Law Bars Forced Medication, Except with Separate Court Order, Hearing and Incapacity Finding

- When persons subject to AB 1421 court orders or their legal counsel accept a settlement agreement, if they then refuse to comply with psychiatric drug regimens, the law does *not* expedite the process *or* expand criteria for a judge or licensed mental health treatment provider to compel medication compliance.
 - *AB 1421 upholds clients' legal right to refuse medication, absent a separate court order for a Riese capacity hearing and a judicial finding of incapacity to consent.*^[ii]
- When people under 1421 court orders refuse to be examined by a licensed mental health treatment provider or to comply with court-ordered outpatient treatment, they may be hospitalized for up to 72 hours pursuant to the Lanterman-Petris-Short Act (WIC Section 5150); in such instances, *the same legal protections* entitle them to a separate court order and hearing if they refuse prescribed medication and are ordered to comply.
- In addition, AB 1421 does *not* authorize a capacity hearing for all clients who meet its outpatient commitment criteria – *only* for those who meet the more stringent LPS Act criteria, danger to self or others or grave disability.^[iii]
- If the judge finds that the person lacks capacity to consent, yet another court order could be issued "compelling" medication compliance; however, outside of a hospital, no mechanism is in place to enforce such an order.

Costs Prohibitively High; No Local Funding Sources Identified

10

- The San Francisco Dept. of Public Health estimates that the cost per client of implementing an AB 1421 program for the full 180 days would come to \$12,329, including administration, direct services and housing. [iv]
- Compounding these costs, San Francisco will also be responsible for all court fees from additional court orders and public defenders' fees for *Riese* capacity hearings.
- Add to that the high cost of the additional Section 5150 holds when clients under AB 1421 court orders refuse to be examined or to comply with court-ordered treatment, and the costs become astronomical.
 - San Francisco police answer up to 9,000 Section 5150 calls a year, in which people are detained for an average of 17 hours. [v] Caduceus Outreach Services estimates that it costs \$200 or more per hour to hold someone at SF General Hospital's Psychiatric Emergency Services unit. [vi] This cost does not include police time.
- The costs of implementing AB 1421 would be prohibitively high; yet the bill does not mention funding sources.
 - Rather than invite a public discussion on funding options, Sup. Alioto-Pier has amended the bill to omit the formation of a "Laura's Law Task Force", stating that funding decisions "can be handled administratively".
 - Despite the *Chronicle's* claims that a 1421 program can be fully funded by the Mental Health Services Act, MHSA dollars cannot be used to fund the involuntary elements of AB 1421 implementation. [vii]
 - With San Francisco facing a \$483 million deficit, funding has been cut for mental health, drug and alcohol services throughout the city. For example, Southeast Mission Geriatric Services Center has one doctor with 70 clients. But AB 1421 would require a staff-to-client ratio of no more than 1 to 10.
- *San Francisco simply can't afford to implement AB 1421.*

Involuntary Outpatient Commitment No More Effective Than Voluntary Services

- "Laura's Law" proponents cite findings of the New York Office of Mental Health (OMH) and their more recent commissioned study touting positive outcomes for "Kendra's Law", such as reduced hospitalization, incarceration and homelessness. [viii] But both reports fail to compare these positive outcomes with a control group who received similar enhanced services on a voluntary basis.
- A three-year controlled study in New York City that compares the efficacy of enhanced services with and without the use of involuntary outpatient commitment finds no difference in rates of improved outcomes, showing that *people do better when they are offered better services, not because they are forced to receive them.* [ix]
 - That study suggests that OMH's reported positive outcomes came from the enhanced services, rather than from forced treatment. [x] This is also inferred in a 2001 study commissioned by the CA Senate Rules Committee when AB 1421 was still pending. [xi] Why deny a person's civil and human rights to achieve outcomes that have been proven to be achievable without this deprivation?
- *In California, positive outcomes like those that AB 1421 proponents attribute to "Kendra's Law" have been achieved with voluntary community services alone*, such as the AB 34/2034 programs, which decreased clients' days spent in the hospital by 55.8%, reduced jail days by 72.1% and cut homeless days by 67.3%, increased full-time employment days by 65.4%. [xii] With MHSA implementation, these positive outcomes can be repeated and even improved upon.

Force Inflicts Trauma, Fueling Distrust and Avoidance of Services

- Expanding force and coercion in mental health treatment undermine the integrity and success of voluntary programs by traumatizing clients, leading many service recipients to associate treatment with coercion and become “treatment noncompliant”. *Applying more force will not reduce “treatment noncompliance” – it will only exacerbate the trauma, the sense of betrayal and the distrust that result from negative experiences of force.*

- In one 1989 study, 55% of clients interviewed who had experienced forced treatment reported that fear of such treatment caused them to avoid all treatment for psychological and emotional problems.^[xiii] Moreover, the study concluded that coercion seriously undermines the therapeutic relationship between a client and his or her mental health service provider.^[xiv]

AB 1421 Court Orders May Disproportionately Target People of Color

- Court-ordered treatment under “Kendra’s Law” in New York has targeted African Americans and Latinos in numbers disproportionate to their respective populations. *African American clients are nearly five times as likely as whites, and Latinos twice as likely as whites, to be the subject of court-ordered treatment under “Kendra’s Law”.* ^[xv]

- For California to implement a similar involuntary outpatient commitment law would invite a comparably discriminatory application of court-ordered treatment, violating the civil rights of people of color and people with mental disabilities, along with the mental health system’s legal mandates to uphold standards of cultural competence.

People Need Safe Housing and Supports, Not More Coercion or Force

- For mental health clients who are homeless and those at risk of becoming homeless, lack of access to truly affordable housing has persisted at a crisis level for years.^[xvi]

- People diagnosed with serious mental illnesses account for 20 to 25% of the homeless population in the US.^[xvii]

- While AB 1421 proponents blame homelessness on untreated mental illnesses, ^[xviii] the National Coalition for the Homeless notes that many homeless people diagnosed with mental illnesses are willing to accept services, but that inadequate funding is a barrier to successful implementation of supported housing programs and other services.^[xix]

- *The need among mental health clients for access to affordable housing has never been greater.* California’s monthly SSI/SSP individual grant is currently \$845. For a single adult who relies on SSI/SSP as their sole source of income, \$253.50 in monthly rent is affordable.^[xx] In 2009, the Fair Market Rent for a studio apartment in San Francisco, Marin and San Mateo Counties exceeded the SSI/SSP grant by \$299. ^[xxi]

- NCH notes that access to permanent supportive housing and developing better, more coordinated mental health services would combat homelessness and improve mental health, and outreach programs are more successful when workers establish a trusting relationship through continued contact.^[xxii]

- Besides these tried and true approaches, innovative solutions are needed to help mental health clients get and maintain housing. MHSA Housing and Innovations should fund more independent housing options to meet the diverse needs of homeless and at-risk clients ^[xxiii] Client-owned and run supportive housing maximizes client autonomy, cultural and linguistic competency. Rental subsidies could be offered for scattered-site permanent housing with or without built-in supports.^[xxiv]

- *The untold thousands this bill would spend on outpatient commitment could be better spent on real solutions that heal and empower clients and address the root causes of homelessness.*

[i] Assembly Bill No. 1421, Chapter 1017, Welfare & Institutions Code Section 5346 (a).

[ii] AB 1421, WIC Section 5348 (c).

[iii] WIC Sections 5332 to 5336, referenced in AB 1421, Section 5348 (c).

[iv] James Keys, Chair, San Francisco Mental Health Board, quoting SF DPH Director Mitch Katz in a online comment on the Steven T. Jones, "Laura's Law's Reactionary Backers Demonize Progressives", *San Francisco Bay Guardian*, July 22, 2010; accessed at <http://www.sfbg.com/politics/2010/07/22/lauras-laws-reactionary-backers-demonize-progressives> on July 27, 2010.

[v] San Francisco Police Department, as cited in David O. Weber, "Prop 63 Mental Health Background: Whether to Tax Wealthy Californians to Help the Mentally Ill, California Healthcare Foundation", accessed at http://www.healthvote.org/index.php/site/article/C26/63_background on July 27, 2010.

[vi] Mattieu, "Short Cuts vs. Long Term Health", St. Anthony Foundation Blog, <http://www.stanthonysf.org/blog/tag/tenderloin-health/>

[vii] California Code of Regulations, Mental Health Services Act, Article 4: General Funding Provisions, Section 3400 (b) (2) provides that "[p]rograms and/or services provided with MHSA funds shall ... [b]e designed for voluntary participation. No person shall be denied access based solely on his/her voluntary or involuntary legal status."

[viii] New York State Office of Mental Health, "Final Report on the Status of Assisted Outpatient Treatment", March 2005; accessed at http://www.omh.state.ny.us/omhweb/kendra_web/finalreport/ on June 28, 2010; see also Marvin Swarz, Jeffrey Swanson, et al, "Final Report of the New York State Assisted Outpatient Treatment Program Evaluation", Submitted under contract with the NY Office of Mental Health, June 2009; accessed at http://www.macarthur.virginia.edu/aot_finalreport.pdf on June 28, 2010.

[ix] Henry Steadman, Kostas Gounis, Deborah Dennis, *et al.*, "Assessing the New York City Involuntary Outpatient Commitment Pilot Program", *52 Psychiatric Services* 330 (2001), cited in New York Lawyers for The Public Interest, Inc., "Implementation of 'Kendra's Law' Is Severely Biased".

[x] New York Lawyers for The Public Interest, Inc., "Implementation of 'Kendra's Law' Is Severely Biased", April 7, 2005. <http://www.nylpi.org/images/FE/chain234siteType8/site203/client/DLC%20-%20Report%20on%20Kendra's%20Law.pdf>.

[xi] *The Effectiveness of Involuntary Outpatient Treatment: Empirical Evidence and the Experience of Eight States*, Rand Corp., 2001.

[xii] *Effectiveness of Integrated Services for Homeless Adults with Serious Mental Illness: A Report to the Legislature*, Grantland Johnson, Secretary, CA Health and Human Services Agency and Stephen W. Mayberg, PhD., Director, CA Dept. of Mental Health, May 2003.

[xiii] Jean Campbell, Ron Schraiber, *The Well-Being Project: Mental Health Clients Speak for Themselves*, California Network of Mental Health Clients, California Department of Mental Health, 1989.

[xiv] Ibid.

[xv] New York Lawyers for the Public Interest, Inc., "Implementation of 'Kendra's Law' Is Severely Biased".

[xvi] California Budget Project, "Locked Out 2004: California's Affordable Housing Crisis", January 2004; see also Little Hoover Commission, "Rebuilding The Dream: Solving California's Affordable Housing Crisis", 2002.

[xvii] US Dept. of Health and Human Services, Substance Abuse and Mental Health Services Administration, Center for Mental Health Services, "Homelessness"; accessed at <http://mentalhealth.samhsa.gov/cmhs/Homelessness/> on June 11, 2009; cited in article below.

[xviii] Treatment Advocacy Center, "What Happens Without Treatment: Homelessness", accessed at http://www.treatmentadvocacycenter.org/index.php?option=com_content&task=view&id=29&Itemid=58 on July 28, 2010.

[xix] National Coalition for the Homeless, "Mental Illness and Homelessness", July 2009; accessed at http://www.nationalhomeless.org/factsheets/Mental_Illness.html on July 28, 2010.

[xx] "Affordable" rents represent the generally accepted standard of spending not more than 30% of a renter's income on housing costs. Danilo Pelletiere, Keith Wardrip, Sheila Crowley, "Out of Reach 2006: California", National Low Income Housing Coalition, Washington, DC, 2006; accessed at <http://www.nlihc.org/oor/oor2006/> on July 28, 2010.

[xxi] U.S. Dept. of Housing and Urban Development, FY 2009 Final Fair Market Rents for Existing Housing, September 2008, page 28; accessed at <http://edocket.access.gpo.gov/2009/pdf/E9-23477.pdf> on June 28, 2010.

[xxii] NCH, "Mental Illness and Homelessness".

[xxiii] SAMHSA National Mental Health Information Center, "Homelessness, Homeless Programs, Federal Funding", January 2004; accessed at <http://mentalhealth.samhsa.gov/cmhs/homelessness/about.asp> on July 28, 2010; see also Caterina Gouvis Roman, "Moving Toward Evidence-Based Housing Programs for Persons with Mental Illness in Contact with the Justice System", National GAINS Center for Systemic Change for Justice-Involved People with Mental Illness, May 2006; accessed at http://gainscenter.samhsa.gov/text/ebp/EBPHousingPrograms_5_2006.asp on July 28, 2010.

[xxiv] Maryland's Main Street Housing, Inc., the first client-led organization in the U.S. to develop permanent, affordable housing for people and families with mental health disabilities, provides housing that is separate from services, even though funding streams often require that the two be interdependent; scattered site (rather than clustered) housing is also critical to MSH's approach, in order to avoid NIMBY battles; accessed at <http://onourownmd.org/msh.html> on July 28, 2010.

Delphine Brody
MHSA and Public Policy Director
California Network of Mental Health Clients
2012 - 19th St., Suite 100
Sacramento, CA 95818
Office: (916) 443-3232, Ext. 19
Toll Free: 1-800-626-7447
Mobile: (916) 214-7946



delphinebrody@californiaclients.org CNMHC Talking Points - Stop AB 1421 in SF 7-28-10.pdf

City and County of San Francisco
 Controller's Office
 Government Barometer (June 2010)



Activity or Performance Measure	Jun-2009	Apr-2010	Jun-2010	Period-to-Period		Year-to-Year	
				% Change	Trend	% Change	Trend
Public Safety							
Total number of serious violent crimes reported (homicide, forcible rape, robbery and aggravated assault, per 100,000 population)	65.9	52.0	52.5	1.0%	Neutral	-20.3%	Positive
Total number of serious property crimes reported (burglary, larceny-theft, motor vehicle theft, and arson, per 100,000 population)	291.0	317.9	299.1	-5.9%	Positive	2.8%	Neutral
Percentage of fire/medical emergency calls responded to within 5 minutes	92.3%	88.5%	88.8%	0.3%	Neutral	-3.8%	Negative
Average daily county jail population	1,861	1,680	1,667	-0.8%	Neutral	-10.4%	Positive
Percentage of 9-1-1 calls answered within 10 seconds	91%	91%	91%	0.0%	Neutral	0.0%	Neutral
Average 9-1-1 daily call volume	1,291	1,413	1,480	4.7%	Negative	14.6%	Negative
Health, Human Services, and Employment							
Average daily population of San Francisco General Hospital	414	420	394	-6.2%	Positive	-4.8%	Positive
Average daily population of Laguna Honda Hospital	755	763	761	-0.3%	Neutral	0.8%	Neutral
Total number of Healthy San Francisco participants	43,225	52,477	53,428	1.8%	Positive	23.6%	Positive
New patient wait time in days for an appointment at a DPH primary care clinic	37	23	30	30.4%	Negative	-18.9%	Positive
Percentage of all available homeless shelter beds used	89.0%	91.0%	91.0%	0.0%	Neutral	2.2%	Neutral
Average nightly homeless shelter bed use	1,170	1,085	1,084	-0.1%	Neutral	-7.4%	Positive
Total number of children in foster care	1,447	1,401	1,389	-0.9%	Neutral	-4.0%	Positive
Streets and Public Works							
Average score of streets inspected using street maintenance litter standards (1 = acceptably clean to 3 = very dirty)	1.50	2.05	1.97	-3.9%	Positive	31.3%	Negative
Percentage of street cleaning requests responded to within 48 hours	90.1%	92.0%	88.8%	-3.5%	Negative	-1.4%	Neutral
Percentage of graffiti requests on public property responded to within 48 hours	26.7%	85.0%	69.9%	-17.8%	Negative	161.8%	Positive
Percentage of pothole requests repaired within 72 hours	43.7%	35.0%	54.9%	56.9%	Positive	25.6%	Positive

BY AK

2010 AUG -2 PM 4: 22
 RECEIVED
 BOARD OF SUPERVISORS
 SAN FRANCISCO

11

City and County of San Francisco
 Controller's Office
 Government Barometer (June 2010)



Activity or Performance Measure	Jun-2009	Apr-2010	Jun-2010	Period-to-Period		Year-to-Year	
				% Change	Trend	% Change	Trend
Public Transit							
Percentage of MUNI buses and trains that adhere to posted schedules	73.5%	73.8%	74.3%	0.7%	Neutral	1.1%	Neutral
Average daily number of MUNI customer complaints regarding safety, negligence, discourtesy, and service delivery	61.0	65.8	53.8	-18.2%	Positive	-11.8%	Positive
Recreation, Arts, and Culture							
Average score of parks inspected using park maintenance standards	89.0%	90.0%	91.0%	1.1%	Positive	2.2%	Neutral
Total number of individuals currently registered in recreation courses	7,979	17,627	15,945	-9.5%	Negative	99.8%	Positive
Total number of park facility (picnic tables, sites, recreation facilities, fields, etc.) bookings (see measure technical description)	8,949	11,892	17,577	47.8%	Positive	96.4%	Positive
Total number of visitors at public fine art museums (Asian Art Museum, Legion of Honor, de Young)	131,117	159,881	196,211	22.7%	Positive	49.6%	Positive
Total circulation of materials at main and branch libraries	913,992	920,821	978,567	6.3%	Positive	7.1%	Positive
Environment, Energy, and Utilities							
Drinking water reservoirs storage as a percentage of normal for this month	105.3%	123.0%	96.0%	-22.0%	Negative	-8.8%	Negative
Average monthly water use by City departments (in millions of gallons)	128.6	124.6	120.9	-3.0%	Positive	-6.0%	Positive
Average daily residential per capita water usage (in gallons)	52.5	51.0	50.6	-0.8%	Neutral	-3.6%	Positive
Average monthly energy usage by City departments (in million kilowatt hours)	73.3	72.2	71.9	-0.4%	Neutral	-1.8%	Neutral
Average daily tons of garbage going to landfill	1,159.0	1,035.0	1,059.7	2.4%	Negative	-8.6%	Positive
Percentage of total solid waste diverted from landfill through curbside recycling	50.9%	57.0%	57.4%	0.7%	Neutral	12.8%	Positive

City and County of San Francisco
 Controller's Office
 Government Barometer (June 2010)



Activity or Performance Measure	Jun-2009	Apr-2010	Jun-2010	Period-to-Period		Year-to-Year	
				% Change	Trend	% Change	Trend
Permitting and Inspection							
Value (estimated cost, in millions) of construction projects for which new building permits were issued	\$83.4	\$112.0	\$147.2	31.5%	Positive	76.5%	Positive
Percentage of all building permits involving new construction and major alterations review that are approved or disapproved within 60 days	57%	53%	59%	11.3%	Positive	3.5%	Positive
Percentage of all applications for variance from the Planning Code decided within 120 days	54%	44%	20%	-54.5%	Negative	-63.0%	Negative
Percentage of life hazard or lack of heat complaints responded to within one business day	100.0%	100.0%	100.0%	0.0%	Neutral	0.0%	Neutral
Percentage of customer-requested construction permit inspections completed within two business days of requested date	95.4%	97.0%	96.0%	-1.0%	Neutral	0.6%	Neutral
Customer Service							
Average daily number of 311 calls	9,610	7,843	7,601	-3.1%	Negative	-20.9%	Negative
Percentage of 311 calls answered by call takers within 60 seconds	75.8%	83.4%	77.6%	-7.0%	Negative	2.3%	Neutral
Quality score of 311 call takers	97%	97%	97%	0.0%	Neutral	0.0%	Neutral

Notes:

The barometer is currently issued every other month, covering even months.
 The period-to-period change reflects the change since the last even month (e.g., for the June 2010 barometer, change since April 2010).
 The year-to-year change reflects the change since the same month last year (e.g., for the June 2010 barometer, change since June 2009).
 A period-to-period change of less than or equal to +/-1% and a year-to-year change of less than or equal to +/-3% is considered "Neutral."
 Data reported for the most recent month is either data for that month or the most recent data available. See the measure details for more information.
 For additional detail on measure definitions and department contact information, please see www.sfgov.org/controller/performance.
 Values for prior periods (June 2009 or April 2010) may be revised in this report relative to their original publication in the barometer.



Activity or Performance Measure	Department	Performance Pattern	Measure Description	Measure Technical Description
Public Safety				
Total number of serious violent crimes reported (homicide, forcible rape, robbery and aggravated assault, per 100,000 population)	Police	Trending down is positive	Number of offenses divided by 100,000 population. Uniform Crime Report (UCR) violent crimes are: homicide, forcible rape, robbery and aggravated assault.	Collection Method: Number of UCR Violent Part I crimes divided by current San Francisco population and multiplied by 100,000. Population FY 2008: 829,848, FY 2009 & FY 2010: 842,625 (CA Dept of Finance E-2 Report). Timing: Monthly.
Total number of serious property crimes reported (burglary, larceny-theft, motor vehicle theft, and arson, per 100,000 population)	Police	Trending down is positive	Number of crimes divided by 100,000 population. UCR Part I property crimes are burglary, larceny-theft, motor vehicle theft and arson.	Collection Method: Number of Part I Property crimes divided by current San Francisco population and multiplied by 100,000. Population FY 2008: 829,848, FY2009 & FY2010: 842,625 (Source: CA Department of Finance, E-2 Report). Timing: Monthly.
Percentage of fire/medical emergency calls responded to within 5 minutes	Fire	Trending up is positive	Percentage of all incidents responded to in under five minutes (total response time (critical response interval (CRI)) from call intake to arrival on scene of first unit). Includes all calls the Department responds to with lights and sirens, not just those requiring possible medical care.	Raw data is stored at Department of Emergency Management and aggregated at Fire Department headquarters.
Average daily county jail population	Sheriff	Trending down is positive	Overcrowding creates security and safety issues for the Department and drives costs in many directions. Approximately 75% of those jailed are pretrial felony prisoners, who either cannot be released or cannot make bail. Housing such prisoners can require greater security precautions. An average daily population above the rated capacity can also drive demand for additional facilities.	Collection Method: Average Daily Population (ADP) is compiled by Sheriff's staff from reports issued daily from each jail. Records are located in City Hall, Room 456. Timing: Data available 5am daily. Population represents all in-custody people.
Percentage of 9-1-1 calls answered within 10 seconds	Emergency Management	Trending up is positive	The State of California 9-1-1 Office recommends that all 9-1-1 calls are answered within 10 seconds. There is no state or federal mandate. Our Center strives to answer 90% of all 9-1-1 calls within 10 seconds.	Collection Method: All calls introduced through the 9-1-1 State switch are captured in an automatic telephone call distribution system produced by Nortel Networks. This system analyzes the time it takes from the call to hit the message switch, then time it takes for our call takers to answer and process the call for service. All equipment housed at 1011 Turk.
Average 9-1-1 daily call volume	Emergency Management	Trending down is positive	This number represents the number of 9-1-1 telephone calls received and presented to the San Francisco Division of Emergency Communications on a daily basis.	Our statistics are continuously collected by our Nortel Network equipment. This information is collated daily and composed into weekly, monthly, and annual reports to reflect the call volume thus allowing us to allocate staff as needed.
Health, Human Services, and Employment				
Average daily population of San Francisco General Hospital	Public Health	Trending down is positive	The daily count of patients at SFGH (aka: Average Daily Census or ADC) is the number of admitted inpatients at SFGH at approximately 12 midnight, when the census is taken. This measure totals the daily census for a month, divided by the number of days in the month. The measure separates the average monthly census by services (acute medical/surgical, acute psychiatry, skilled nursing, and long-term behavioral health) and also provides the total for the hospital.	The daily count is tracked by the Hospital's computer system - SMS Invision Clinical Data System; maintained by DPH Community Health Network/SFGH. The reporting database is updated monthly, within 10 days of the following month. The data is 99% reliable within one month. Reports are run on an ad hoc basis.
Average daily population of Laguna Honda Hospital	Public Health	Trending down is positive	Laguna Honda Hospital (LHH) is a long-term care facility that provides a residential setting for physically or cognitively impaired individuals who require continuous nursing assistance, rehabilitation services, medical care, and monitoring. LHH also offers acute care for those patients whose condition changes to require this level of care. The daily count of patients (aka: Average Daily Census or ADC) is the total number of residents in-house at LHH at the time the census is taken each day.	Admissions, discharges, and transfers (relocations) are entered into the Invision Clinical Data System when any of these activities occur. Reports for ADC data (from Invision) can be generated for daily, monthly and/or quarterly basis. Numbers are drawn from the Monthly Average Census Report, using the SNF Occupied + M7A + L4A columns.
Total number of Healthy San Francisco participants	Public Health	Trending up is positive	This number represents enrollees in the Healthy San Francisco program (HSF). HSF is a comprehensive health coverage program for uninsured San Francisco residents, age 18 through 64 years old. Enrollment first began in July 2007 for lower income residents and has grown as more health clinic sites joined and as enrollment requirements expanded. This measure was added to the system in January 2009.	The enrollment number is derived from the One-E-App program. One-E-App is a web-based eligibility and enrollment application and system of record for Healthy San Francisco. Reports are run monthly and ad hoc.



Activity or Performance Measure	Department	Performance Pattern	Measure Description	Measure Technical Description
New patient wait time in days for an appointment at a DPH primary care clinic	Public Health	Trending down is positive	This measure shows the number of calendar days that a new patient would have to wait for a routine primary care appointment and/or examination. This assumes that the patient is not reporting any health issue and is not yet established with a primary care provider. The Healthy San Francisco program has set a goal of 60 calendar days for a new enrollee to wait for a primary care appointment.	This data is collected manually by a DPH staff person who searches the DPH computerized appointment system (Invision) for the first possible routine appointment at each primary care clinic or, if required, calls the clinic to inquire about next appointment availability for a new & routine patient appointment. The report represents a point in time, the day the report is done. To obtain one monthly number for the measure, the wait for each clinic is added together and divided by the number of clinics (13).
Percentage of all available homeless shelter beds used	Human Services	Trending up is positive	This is the average percentage of shelter beds (single adult) available that have been reserved and used on a nightly basis.	Data for this measure is derived from the CHANGES shelter bed reservation system.
Average nightly homeless shelter bed use	Human Services	Trending down is positive	The numbers reported here represent the average number of beds (single adult) used during the month.	Data for this measure is reported via the CHANGES system, but the actual number of beds available is based upon negotiated contracted obligations.
Total number of children in foster care	Human Services	Trending down is positive	This measure provides a count of the number of children with an open case in foster care at the end of each month that data is being reported.	The data source for this measure is the Child Welfare Services Case Management System (CWS/CMS). CWS/CMS is a longitudinal statewide database that can be queried for current and historical data.
Streets and Public Works				
Average score of streets inspected using street maintenance litter standards (1 = acceptably clean to 3 = very dirty)	Public Works	Trending down is positive	Average score of the inspection results of selected routes for the street cleanliness standard 1.1, which is based on a scale from 1 to 3. (For each 100 curb feet, 1 = under 5 pieces of litter; 2 = 5 - 15 pieces of litter; and 3 = over 15 pieces of litter). See maintenance standards manual for details.	For selected blocks, an inspector assigns a score from 1 to 3 to each 100 curb feet, for blocks of selected routes. Block and route averages are calculated. This measure provides the average of routes inspected for the selected time period. It includes only DPW inspections. Inspections were conducted on a combination of 11 residential and 11 commercial routes. Clean Corridors routes are excluded. Data collection: Data source are MNC Excel files, and summaries are generated by the Controller's Office. Data for these "district" inspections, are available every other month.
Percentage of street cleaning requests responded to within 48 hours	Public Works	Trending up is positive	DPW receives requests to address street cleaning issues primarily through 311. Our goal is to resolve these issues within 48 hours of receiving the request.	Collection Method: Dated services requests and action taken data is entered into the Bureau of Street Environmental Services' 28 Clean Access database. Timing: Data is available on a daily basis.
Percentage of graffiti requests on public property responded to within 48 hours	Public Works	Trending up is positive	DPW receives calls from the public to report graffiti, primarily through 311. DPW crews respond to these calls and abate the graffiti on public property. Our goal is to abate within 48 hours. If the graffiti is on private property, the property owner is notified to abate. This metric only measures abatements on public property.	Collection Method: Dated service requests and action taken data is logged into the Bureau of Street Environmental Services' 28 Clean Access database. Timing: Data is available on a daily basis.
Percentage of pothole requests repaired within 72 hours	Public Works	Trending up is positive	DPW receives calls from the public reporting potholes. Our goal is to repair these potholes within 72 hours.	Collection Method: Dated service requests and action taken data is entered into the Bureau of Street and Sewer Repair's Pothole database daily. Timing: Data is available on a monthly basis.
Public Transit				
Percentage of MUNI buses and trains that adhere to posted schedules	Municipal Transportation Agency	Trending up is positive	Definition: Each line is checked at least once in each six month period. Such checks are conducted no less often than 10 weekdays and weekends per period. An annual checking schedule is established for the routes. The order in which the routes are checked is determined monthly through a random selection process. To the extent automated systems can be substituted at less cost for such checks, or the measurement of any performance standard, such systems will be used.	Method: Check the designated lines using criteria of 1/4 minutes. Periods of time includes morning rush (6am-9am), midday (9am-4pm), evening rush (4pm-7pm), and night (7pm-1am). Supervisors conduct a one-hour check at a point at mid-route during all four time periods stated above. Timeframe: Data is available approximately 60 days after each quarter closes. The annual goal for the forthcoming fiscal year is traditionally approved by the SFMTA Board of Directors in April or May. For the barometer report, data is reported on a quarterly basis.
Average daily number of MUNI customer complaints regarding safety, negligence, discourtesy, and service delivery	Municipal Transportation Agency	Trending down is positive	Definition: Customers may provide feedback regarding Muni services through 311, sfmta.com, by mail, and by fax.	Method: Feedback data is pulled from the Trapeze system on a monthly basis and divided by the number of days in the month to come up with the average daily number of complaints.



Activity or Performance Measure	Department	Performance Pattern	Measure Description	Measure Technical Description
Recreation, Arts, and Culture				
Average score of parks inspected using park maintenance standards	Recreation and Parks	Trending up is positive	The average rating for neighborhood parks category only (i.e. an average of the neighborhood parks' percentages for meeting parks standards). The ratings for Neighborhood Parks have been chosen to be included as a performance measure as they represent the majority of RPD property types, include almost all park features rated, and are geographically dispersed throughout the City	Collection Method: RPD staff conducts quarterly park evaluations. Hard copies turned in to clerical staff for data entry into Park Evaluations database. Hard copies kept on file by clerical staff. Data Location: Park Evaluations Database. "Neighborhood Parks" is an established category of City parks and broken out in the current database reports (BY PARK TYPE BY DISTRICT REPORT). Timing: This data is available quarterly, no more than 30 days after the previous quarter end. For the barometer report, data is reported on a quarterly basis and 1 month in arrears.
Total number of individuals currently registered in recreation courses	Recreation and Parks	Trending up is positive	Measure indicates number of program participants for all age categories. It includes all recreation programs except aquatics programs. This number will establish a baseline standard that needs to be tracked in order to understand participation trends in programs overall. We will also be able to calculate the proportion of program participants by each age category.	Collection Method: CLASS recreation management software records all individuals (termed clients within the CLASS system) registered for any kind of program RPD offers. Timing: CLASS implementation launched in January 2007, with preliminary data available in May 2007. Data is now available quarterly, based on RPD's new annual program calendar with 4 sessions (Spring, Summer, Fall, Winter). Baseline data will be captured in FY 08 and 09 and the Department will begin to set targets in FY 10. For the barometer report, data is reported on a quarterly basis and 1 month in arrears.
Total number of park facility (picnic tables, sites, recreation facilities, fields, etc.) bookings (see measure technical description)	Recreation and Parks	Trending up is positive	Measure indicates number of park facilities being booked.	Collection Method: CLASS recreation management software currently only has the capacity to measure field permitting. Information about picnic table rentals, indoor recreation center bookings, and other types of facility rentals will be available in CLASS beginning in 2010. For the barometer report, data is reported on a quarterly basis and 1 month in arrears. Effective January 1, 2010, all bookings are entered into the electronic system. In 2009, only athletic fields were included in these numbers. As a result 2009 change is not comparable.
Total number of visitors at public fine art museums (Asian Art Museum, Legion of Honor, de Young)	Fine Arts Museums and Asian Art Museum	Trending up is positive	This measure aggregates data from 3 separate measures for the Asian Art Museum, Legion of Honor, and de Young Museum.	CON to manually calculate measure from data entered directly into PM system.
Total circulation of materials at main and branch libraries	Public Library	Trending up is positive	Number of items (books and other materials) circulated to the public (children, youth & adults) from all libraries.	Collection Method: Statistics generated from the Library's automated circulation system; Information Technology Division. Timing: Reports are generated monthly. For barometer, add both branch & main library measures together.
Environment, Energy, and Utilities				
Drinking water reservoirs storage as a percentage of normal for this month	Public Utilities Commission	Trending up is positive	Beginning of month total system storage (i.e. Hetch Hetchy, Cherry, Eleanor, Water Bank, Calaveras, San Antonio, Crystal Springs, San Andreas, Pilarcitos) as percentage of long-term median (water year 1968 to 2007).	The long-term median of total system storage at the beginning of the month was calculated using data stored in Form 11 for Hetch Hetchy Division and in WISKI database for Water Supply & Treatment Division for water years 1968 to 2007 (40-year period). 1968 was selected as the first year for the calculation to include San Antonio Reservoir. The current beginning of month total system storage is reported as a percentage of the long-term median.
Average monthly water use by City departments (in millions of gallons)	Public Utilities Commission	Trending down is positive	12-month rolling monthly average of total water use by City departments, in million gallons.	12-month rolling monthly average computed from total monthly amount of billed water usage for municipal departments per report 892-Monthly Sales and Revenue, converted to million gallons.
Average daily residential per capita water usage (in gallons)	Public Utilities Commission	Trending down is positive	Annual rolling average of daily residential water use per person.	Daily per capita usage computed using twelve months of city residential usage per report 892-Monthly Sales and Revenue, divided by 365 and estimated 2009 population of 818,887, the 2008 US Census number multiplied by the 2008 growth rate.
Average monthly energy usage by City departments (in million kilowatt hours)	Public Utilities Commission	Trending down is positive	Energy use by City departments in kilowatt hours (kWh) in millions for the month based on 12-month rolling average	Energy use by City departments in kilowatt hours (kWh) in millions for the month based on 12-month rolling average and maintained in our Electric Billing System.
Average daily tons of garbage going to landfill	Environment	Trending down is positive	Average daily tons of garbage going to landfill.	Total materials San Francisco sends to landfill, calculated by dividing the monthly tonnage by the number of days in the month. Universe is municipal, residential, commercial, industrial.

City and County of San Francisco
 Controller's Office
 Government Barometer Measure Details




Activity or Performance Measure	Department	Performance Pattern	Measure Description	Measure Technical Description
Percentage of total solid waste diverted from landfill through curbside recycling	Environment	Trending up is positive	Percentage of total solid waste diverted from landfill through curbside recycling.	Percentage of recycling (blue cart) and compostables (green cart) collected, factored against disposal tonnage (black cart). Universe is residential and small commercial customers.
Permitting and Inspection				
Value (estimated cost, in millions) of construction projects for which new building permits were issued	Building Inspection	Trending up is positive	The construction valuation is driven by customer demand, the number of projects approved for construction, major developments, and the overall economic climate. This construction valuation or number of permits issued for construction cannot be estimated.	Collection Method: This is a new measure for DBI. The data entered for April 2008 and April 2009 is actual data, not estimated cost as indicated on Column C. The data is collected through our automated Permit Tracking System and is based on the fees collected for permits issued. Timing: Available on a weekly/monthly basis.
Percentage of all building permits involving new construction and major alterations review that are approved or disapproved within 60 days	Planning	Trending up is positive	When a member of the public wants to conduct major physical improvements to existing construction or to develop property, the proposal comes to the Planning Department for review to ensure the project conforms with existing land use requirements as specified in the Planning Code.	Collection Method: Data is stored in the Department of Building Inspection's permit tracking database, housed at 1650 Mission Street. Timing: Data updates are available on a monthly basis.
Percentage of all applications for variance from the Planning Code decided within 120 days	Planning	Trending up is positive	A variance allowing a project to vary from the strict quantitative standards of the Planning Code may be granted after a public hearing before the Zoning Administrator. Variances are typically requested for projects that do not meet the Planning Code standards for rear yards, front setbacks, parking requirements, and open space requirements. The 4 month target is based on a reasonable time to complete the lowest priority applications.	Collection Method: Data stored in Department's case intake database, housed at 1650 Mission Street. Timing: Data updates are available on a monthly basis.
Percentage of life hazard or lack of heat complaints responded to within one business day	Building Inspection	Trending up is positive	This measure addresses response time for complaints received from the public regarding life hazards or lack of heat. Complaints are received in person, by phone, email, through the internet, and mail. Response consists of contacting person making complaint and visiting the building. Measure changed in FY 02-03 to reflect 24-hour turnaround instead of 48 hours, but the data reflecting the 24-hour target was reported for the first time in FY 07. Definition of life hazard includes abandoned buildings, which may not need an inspection.	Collection Method: Staff in Housing Inspection Services utilize the Complaint Tracking System to maintain a record of complaints received and responded to. Response data is compiled into monthly, quarterly and annual reports. Timing: Statistics are available two weeks after the end of the month (i.e., statistics for September will be available on October 15th.)
Percentage of customer-requested construction permit inspections completed within two business days of requested date	Building Inspection	Trending up is positive	Customers request inspection of construction to meet permit requirements. Customers contact inspection divisions via phone to set up appointments. Inspections are completed when inspectors visit sites to conduct inspection.	Collection Method: Daily logs are entered into Oracle database; this information is compiled into monthly, quarterly and annual reports. Timing: Statistics are available two weeks after the end of the month (i.e., statistics for September will be available on October 15th.)
Customer Service				
Average daily number of 311 calls	Administrative Services	Trending up is positive	The average daily number of calls received at 311 which includes those calls that were "answered" and those that were "abandoned." An "abandoned" call is defined as a call that comes into 311, but the caller decides to hang up because of a long wait time or other reasons.	Calculation: The total number of calls received which includes "answered" and "abandoned" divided by the number of days in that particular month. Source: The CMS application is used to track call volumes at 311. Frequency: Call volumes are reported on a daily basis with data for the previous day.
Percentage of 311 calls answered by call takers within 60 seconds	Administrative Services	Trending up is positive	The percentage of calls answered within 60 seconds versus the total number of calls received on a monthly basis. This metric of answering 50% of calls in 60 seconds was developed in July 2008 as a performance measure for 311.	Calculation: The number of calls answered within 60 seconds divided by the total number of calls received during the measurement interval. Data Source: Avaya's Call Management System (CMS) will be utilized to determine the number of calls answered within 60 seconds and the total number of calls received. Frequency: Monthly.
Quality score of 311 call takers	Administrative Services	Trending up is positive	The quality assurance rating for 311 is determined by conducting observations of randomly selected calls into the call center by a quality manager and supervisors. The monitoring will cover all 8 key critical main elements: greeting, listening, speaking, call handling, problem process, resource utilization, and closing. This metric was developed in July 2008 as a performance measure for 311.	Calculation: The number of accurate activities conducted on a call divided by the number of possible activities (Checklist). Source: The NICE application will be utilized to score a minimum of 5 calls per month per customer service representative. Frequency: Monthly

Performance Pattern Notes:

Trending up is positive: The trend of a measure is positive when the current value is above the prior value.
 Trending down is positive: The trend of a measure is positive when the current value is below the prior value.

DEPARTMENT OF ELECTIONS
City and County of San Francisco
selections.org



John Arntz
Director

BDS-11
CDB
e-page

Memorandum

To: Honorable Members, Board of Supervisors
From: John Arntz, Director of Elections
Date: July 29, 2010
RE: Disclaimer Requirements for Local Ballot Measures:
Endorse, Oppose or Take No Position on a Measure
(Municipal Elections Code (MEC) Section 500(c)(8))

The Department of Elections must print a disclaimer in the Voter Information Pamphlet before any opponent, proponent or rebuttal argument that has been authorized by motion by the Board of Supervisors and submitted by the Board of Supervisors or by one or more Members of the Board for or against any measure (Municipal Elections Code Section 500 (c) (8)). The disclaimer indicates which Supervisors endorse the measure, oppose the measure, or take no position on the measure.

Each Supervisor must notify the Department of Elections in writing of his or her position on each measure for which the Board or a Member or Members authorized by motion will submit a proponent, opponent or rebuttal argument. For the November 2, 2010 election, the notification deadline is 5:00 p.m. on Thursday, August 12. **Please understand that, if a Supervisor has not submitted his or her positions by this deadline, the Department of Elections will be required to print that the Supervisor takes no position on each measure.** The Department has no discretion in this matter.

Once the motion authorizing submissions of arguments has been adopted, we will send a form that may be used to indicate that the Supervisor wishes to endorse, oppose or take no position on each measure for which argument submissions have been authorized. The form will be provided for convenience; written positions on the proposed measures may be submitted in another format.

If you have any questions, please contact Barbara Carr at 415-554-6105.

BOS-11
c-Page

July 19, 2010

File # 100467

President, David Chiu
Supervisor John Avalos
Board of Supervisors
City Hall Room 244
1 Dr. Carlton B. Goodlett Place
San Francisco, CA 94103

Barbara Gainer
228 Sagamore Street
San Francisco, CA 94112

RE: One Capital Ave. Project


Dear Supervisors,

I would like to request that a rezoning permit not be granted for the 28 new single family housing for the parcel located on Capitol Ave. behind the residence on Sagamore Street. The inferior built structures will become nothing more than rentals units leaving homeowners with the issues of people who have no pride of ownership in their back yards.

Several months ago, my neighbors and I sat for 8 hours to express our disapproval of the project and how the project would negatively affect the current residence of Sagamore Street. Several board members were rude, and the opponent was allowed to tell untruths and I as a home owner was not allowed to respond to his allegations that all the neighbors approved of the project.

I truly wish the board would put themselves in the homeowners place. My neighbors and I deserve better than this. Mr. Denny inherited his property while I worked (3) jobs to buy a house in San Francisco.

Sincerely,



Barbara L. Gainer
Homeowner on Sagamore Street

RECEIVED
BOARD OF SUPERVISORS
SAN FRANCISCO
2010 JUL 27 PM 4:51
BY RL

13

BDS-11
C-page



mjohan6494@aol.com
08/01/2010 01:01 PM

To board.of.supervisors@sfgov.org
cc
bcc
Subject Laura's Law

File #100751

Please vote for the implementation of Laura's Law on Tuesday. If you go spend a couple of hours at the Main Library and/or speak to the library's security staff, it will open your eyes to the need for this. - The man who was arrested recently for stabbing people on the Muni was a regular 'visitor' to the library. Unlike City Hall, the library does not have a metal detector and bag checks at the door. Unstable people that enter are a risk to both staff and other patrons.

Marge Johansen

14

Bos-11
C-page



"BAlexander/JNeecke"
<bcalex@earthlink.net>

08/01/2010 02:06 PM

Please respond to
"BAlexander/JNeecke"
<bcalex@earthlink.net>

To <board.of.supervisors@sfgov.org>

cc

bcc

Subject Implement Laura's Law

File #1100751

Show some compassion for these poor souls who are so delusional they are afraid to get help or they are so sick they don't even know they are ill.

Be courageous! Be leaders! Be problem solvers!

Joel Neecke



MomManB
<mommanb@yahoo.com>
08/01/2010 01:33 PM

To board.of.supervisors@sfgov.org
cc
bcc
Subject Laura's law

BOS-11
2-page

File #100751

To all of you. We are strongly in favor of Laura's law!. People who are sick need to be urged (or compelled) to take medications, or be removed to hospital care, so they will not harm themselves or others.

Edward Green
Barbara Green
M. David Green
of San Francisco
H.A. Green

C-page
BOS-11



"Nancy Sheppard"
<Nancy@wib.org>

07/27/2010 09:30 AM

Please respond to
<Nancy@wib.org>

To <board.of.supervisors@sfgov.org>

cc

bcc

Subject Laura law support

File # 100751

To Board of Supervisors

As a business person operating in San Francisco, I urge you to take action to deal with the mentality ill on the streets of San Francisco. Having worked in San Francisco for 30 years, I have seen an increase in the irrational, behavior of our homeless population. I have been "accosted" by people who are obviously unable to understand their actions, and so have other employees in our firm. Having been involved with family and friends who have resisted treatment for actions that are harmful to others and themselves, involuntary treatment is often necessary in order to protect both.

Please act this year to treat the mentally ill. In the long run this is the best way to assist them and to protect citizens. Don't wait for more tragedy to do your responsibility.

Nancy Sheppard
601 Montgomery Street, 1200
San Francisco, CA 94904



Aaron Goodman
<amgodman@yahoo.com>
07/28/2010 09:49 AM

To jsabatini@sfoxaminer.com
cc board.of.supervisors@sfgov.org
bcc
Subject 10:1 - the housing numbers show the concerns) - "Bridge
Reduced for Shipyard Project

BOS-11
C-page

#100861

J Sabatini @ SF Examiner....(cc: SF BOS)

The BVHP project is needed, and the first and foremost issue is the clean-up and sound health care coverage for the existing community. The second important issue is the bridge, the environment and the jobs needed, but the item that seems to have slipped by once again in the massive push to redevelop is the issue of **RENTAL HOUSING**. The approval 10:1 outlays a critical issue that has NOT been addressed in the overall negotiations by the SF Board of Supervisors on the BVHP. That issue is affordable housing, and the total **LACK** of essential rental housing being built in the plans for the BVHP. Eric Mar at the Land-Use meeting noted the almost 10:1 development of market rate housing to rental housing and noted is that not enough? In a city that is predominantly renter's and with many being evicted, and losing there jobs, people are consistently seeing a lack of affordability in rental housing citywide. How are workers there in the BVHP, or existing community members expected to pay home mortgages on jobs that may not be long-term. What about the flexibility, and options of renting vs. home ownership, that allow families and individuals to save for a down-payment in the future? When you must care for a sick loved one, add a family member, or get a divorce what occurs when there is no **FLEXIBILITY** built into the housing market you are building out at BVHP? The fact that Lennar wanted nothing to do with building rental housing in the BVHP shipyard project attests to the real concern that the bubble and real estate developer/banker/investor/speculator games are still being pushed as the "only game in town". I do not believe for one second that a hot-dog vendor working for the SF Forty-Niners at a new stadium will be able to afford a 500k+ home. The stepping stones for home ownership, and the basic premise of the balance of rental housing essential stock in districts throughout San Francisco is being consistently threatened by the lack of determined efforts by the SF BOS to step up on the issues of essential rental housing stock when they discuss "Market Rate and Below Market Rate 'Affordable' Housing" being built citywide.

Its time we have a real discussion in the DEIR for the SF Housing Element update currently receiving comment through Aug. 16th 5:00pm (www.sfgov.org under SF Planning Department) the basis for creating a real sound foundation to affordable housing for ALL and not pied-a-terre's in the sky for the few who can pay to live here. We applaud the concept of renewal, but in the details besides the Alice Griffith Housing Project rebuild there is little essential housing being proposed for the existing community to survive in.

Sincerely

Aaron Goodman

15

Land Use
10 page



Aaron Goodman
<amgodman@yahoo.com>
07/31/2010 12:58 PM

To board.of.supervisors@sfgov.org
cc
bcc
Subject Fw: Parkmerced - Land-Use SFBOS Monday (1:00pm)-
Items 3 + 4 - REQUEST to POSTPONE/30-day Notice
HEARING

file 101015

--- On Sat, 7/31/10, Aaron Goodman <amgodman@yahoo.com> wrote:

From: Aaron Goodman <amgodman@yahoo.com>
Subject: Parkmerced - Land-Use SFBOS Monday (1:00pm)- Items 3 + 4 - REQUEST to
POSTPONE/30-day Notice HEARING
To: alisa.somera@sfgov.org
Cc: Eric.L.Mar@sfgov.org, David.Chiu@sfgov.org, Sophie.Maxwell@sfgov.org
Date: Saturday, July 31, 2010, 12:56 PM

Supervisors Land-Use Committee SFBOS

I received late saturday the notice of the upcoming two major issues regarding Parkmerced and the Supervisor Sean Elsbernd's efforts to place BOTH the SFSU-CSU and Parkmerced issues on the agenda with little notice or ability for individuals to contact other members of the public including local, state and national organizations concerned about Parkmerced's proposed multiple cumulative impacts by SFSU-CSU and Parkmerced's current ownership. This is NOT a simple item, and the lack of documents, memo's and issues raised on the SFPUC proposed sewer line is circumventing CEQA, and adequate review of the proposed project and its impacts on the Historic District of Parkmerced. The Land-Use hearing on it last time IGNORED the issue of the proposed "future" project for this site and its overall impacts on open-space, and the historical eligibility as noted in the Parkmerced CEQA Hist. Resources Evaluation, and Technical Report which BOTH indicated Parkmerced's eligiblity for the national register and state register as a cultural landscape and landmark. To allow the SFSU-CSU MOU to run and not be renegotiated ignores the issues of INSTITUTIONAL IMPACT on neighborhoods especially HOUSING (-1,000+ units in the Stonestown and UPS blocks of Parkmerced sold to SFSU-CSU), OPEN-SPACE, TRANSIT, TRAFFIC , PARKING, and many other areas ignored by the MOU to date.

The MAJORITY of the memo's submitted to date in the Parkmerced DEIR docket just recently submitted by residents showed an overwhelmingly **NEGATIVE** view of the proposed development as shown. I stongly urge the SF Land-Use BOS Committee to look at the ENTIRE packet of information including the alternatives I have submitted for consideration. After an exhausting DEIR review for many residents, low-middle income with little time, energy or financial ability currently to be forced to go against both a CSU-SFSU state project and Private Developer whom are both well-financed and have the ear of the current supervisor (who may I

16

add has done little to listen to the alternatives, and issues raised by community members on the impacts, and development concerns of the district in the 19th Ave. Impact Study, which did NOT address the cumulative rental housing impacts as a concern) in terms of legislating, and proposing this be heard with little public or community notice, during daytime hours when individuals are at work, and most seniors or community groups have not had the time to find out about the short-noticed hearing items, and have little time or ability to respond in short notice. Please extend the discussion or place it under 30-day review, so as to allow adequate time for response, or attending the SFBOS Land-Use meetings to speak on the concerns of those two projects.

Sincerely

Aaron Goodman
amgodman@yahoo.com

--- On Sat, 7/31/10, Aaron Goodman <amgodman@yahoo.com> wrote:

From: Aaron Goodman <amgodman@yahoo.com>
Subject: Re: Parkmerced - Land-Use SFBOS Monday (1:00pm)- Items 3 + 4
Date: Saturday, July 31, 2010, 12:37 PM

Re: Parkmerced - Land-Use SFBOS Monday (1:00pm)- Items 3 + 4

Parkmerced was placed on the SFBOS Land-Use agenda,

- The SFSU-CSU sewer line is also an impact on the community not-mitigated due to the loss of the recreation space of Parkmerced sold off prior by the prior owner. The "loss-of-use" was not in the MOU, negotiated by the city. The information at the SFPUC hearing was pulled due to lack of info. presented on the "future" use of the site by SFSU-CSU. There EIR was programmatic 20-30year, and not project specific to the impacts on Parkmerced's historical district eligibility. The NTHP National Trust for Historic Preservation raised issue with the proposed projects and impacts on Parkmerced by the SFSU-CSU Masterplan and that the city should be reviewing the overall cumulative impacts proposed which include this attempt to use a sewer line re-work to gain access to the site for future proposed work. Memo's and concerns raised on the impacts of the SFSU-CSU masterplan on Parkmerced are not mitigated or addressed by the CSU EIR on the SFSU-Masterplan to date, nor per the impacts by the specific future proposed project which has NOT been submitted to date. The DEIR on Parkmerced was just closed comment wise on July 17th, and thus this is a two-sided/pronged effort to undermine the parkmerced neighborhood through multi-development efforts against a low-middle income community without the finances or ability to fight back against the CSU. The City MUST stand up and adequately address the impacts on the community. The later item on the agenda on the Academy of Art College, ignores the SFSU-CSU impacts HOUSING

wise on Stonestown and Parkmerced (university Park South) and the impacts and displacement this has caused many families, and working class citizens due to the loss of affordable and family friendly low-middle income RENTAL housing in this district over 1,000 units have been lost to date..

- The Parkmerced plan, also was not noticed to the community for the land-use "presentation" by management or architect or whatever's being presented on Monday at 1:00pm, there has again been effort only to circumvent community input through NOT notifying the tenants, and community as a whole on the hearings for Parkmerced to circumvent opposition. I received notice last minute and cannot attend due to a prior appt. Please attend, request that it be postponed and reheard with proper notification, and time for comment (30-days).

Sincerely

Aaron Goodman



Aaron Goodman
<amgodman@yahoo.com>
08/01/2010 10:20 AM

To Sophie.Maxwell@sfgov.org, Eric.L.Mar@sfgov.org,
David.Chiu@sfgov.org
cc board.of.supervisors@sfgov.org
bcc

Subject SFBOS Land-Use Aug.2nd Meeting - Item #3, 1010153 -
Sewer Line SFSU-CSU

Land Use
10-page

File # 101015

SF Board of Supervisors (Land-Use) (cc: SFBOS)

07304-001 site as noted under your **Item #3 1010153** - is PART OF PARKMERCED's ORIGINAL DESIGN!!!, the statement below that it is "part of the university" ignores again the issue of the Historic District of Parkmerced eligible for the state and national registers. The MOU between SFSU and the City was not provided to the SFPUC prior to the introduction of the issue. The notification by the SFDPW did NOT include tenants of Parkmerced, and only included property owners within 300 ft. This ignores the impact on the community and the "loss-of-use" of there **PRIMARY** recreation site to SFSU-CSU with no reparation, or reduction in rents due to the loss-of-use of this prior AMMENITY to residents. The sale of this land was a backroom deal between SFSU Foundation and Parkmerced prior ownership, and ignored the community impacts in the decision. The EIR for SFSU-CSU had specific letters from the National Trust for Historic Preservation both there legal counsel (Brian Turner, and Anthea Hartig) outlining the issues of the programmatic EIR, vs. a Project Specific EIR that would discern the future development of the parcels SFSU-CSU owns. To date there has been no submittal of proposed projects on this parcel. The prior use was a recreation, open-space, and community center that was also used by the Montessori Children's Center as a community pre-school. The proposed sewer line changes are a direct attempt to circumvent proper addressing of the future planned use, through crossing Font blvd. and implementing changes on the purchased medians and blocks that formed the prior boundaries between SFSU and Parkmerced. The only intent is to garner further entitlement to develop the site by the SFSU Capital Planners "Masterplan" in coordination with the Parkmerced "vision" project. To date there has been ZERO address of the institutional impacts of SFSU-CSU on the housing/parking/transit/traffic/open-space in the district per the "fair-share" impacts issues addressed in City of Marina vs. CSU. You are discussing the Academy of Art impacts, but SFSU Foundation's purchase of Stonestown and University Park South (prior Parkmerced) areas and housing has NOT been addressed in a similar fashion in terms of mitigating impacts of institutional growth on existing communities. I strongly urge you to address this issue in the negotiations with SFSU on there request to encroach on Parkmerced. There should be direct assessment or renegotiation of the MOU existing with the City Attorney and Neighborhood community organizations and preservation advocates due to the lack of preservation based alternatives to date in the SFSU-CSU Masterplan that adequately look at preservation of the UPS blocks, and open-space areas of the 07304-001 site and block. To allow this legislation to pass is opening the flood-gates of development into parkmerced, prior to a final EIR on Parkmerced's development and with no adequate mitigation measures investigated to lessen the impacts of infrastructure development inside of parkmerced's original boundaries.

Please reject the proposed agreement below as it is not per the SF General Plan, and indicates negligence on the part of SFSU-CSU to address impacts on historical eligible properties in SF. Parkmerced is on the SFHPC's workplan this week wednesday, and there has been no effort to conclude or finalize the efforts to review parkmerced to date, and the landscape design that has been impacted by SFSU's ongoing changes and encroachment into Parkmerced. There has also been zero effort to address ongoing sales of ammenities, and sub-division of the original parcel of Parkmerced as a development. The cumulative effects on Parkmerced are not being taken into account, and the need to look at ALL impacts past-present-future need to be taken into consideration. The SFSU-CSU EIR did not address adequately the historical analysis and is incomplete in this regard. Parkmerced's "Vision" plan indicates that it is eligible for the state and national registers, and is generally acknowledged as a significant site of a master landscape architect's only known large scale public work. Do not allow the behind the scenes land-trades prior by the

SFSU-Foundation to cloud the issues of proper and adequate CEQA review, overall district boundary analysis (noted in the Parkmerced Vision EIR by the SFHPC to be substandard due to lacking an overall boundary definite outline delineating the prior boundaries of Parkmerced inclusive of the sites owned by SFSU-CSU). The lack of consideration of the EIR on the technical analysis per CEQA of the historical district original boundaries of parkmerced, prior to the MOU being issued and any proper and adequate independent review of the sites historical boundaries indicates fait accompli of the destruction of an eligible cultural resource, and public ammenity that is open-space, recreation area, and a landscape design eligible for the national register.

Please consider the fact that the inadequate MOU was written prior to the issuance of the Parkmerced EIR which included the only effort to date to address the overall site of parkmerced. The CEQA Historical Resources Analysis and Technical Report by Page & Turnbull and the EIR for SFSU-CSU's Masterplan, both IGNORE the other developments cummalative effects on Parkmerced as a district, and only focus on the property boundaries based on ownership currently. This is again negligent in assuming that preservation is limited to property ownership which is NOT the case per legal understanding. It is troubling to see that a double-sided attack is being promoted by Sean Elsbernd on Parkmerced at the same time without 30 day notice, and without proper and adequate final determination of the Parkmerced EIR, which encloses the only partially adequate historical analysis on only 60% of the project site. (the internal courtyards, open-space, hard-scape/soft-scape and majority of area was not sufficiently reviewed by Page & Turnbolls analysis, including lots sold off to other development proposals).

Sincerely

Aaron Goodman

amgodman@yahoo.com

**1010153 - [Sewer Line Relocation Agreement with San Francisco State University] Sponsor:
Elsbernd**

Resolution approving and authorizing the Sewer line Relocation Agreement between San Francisco Public Utilities Commission, on behalf of the City and County of Francisco, and San Francisco State University to relocate an existing sanitary storm drain easement on Assessor's Block no. 7304-001 (part of the University) and portions of Font Boulevard and Lake Merced Boulevard in San Francisco; findings pursuant to the California Environmental Quality Act; adopting findings Relocation Agreement is consistent with the City's General Plan and Eight Priority Policies of City Planning Code Section 101.1; and authorizing the Director of Property execute documents, make certain modifications and take certain actions in furtherance of this resolution. 7/27/10; RECEIVED AND ASSIGNED to the Land Use and Economic Development Committee.

c-page



Gary Bowers
<gbowers69@gmail.com>
07/30/2010 12:43 PM

To "board.of.supervisors" <board.of.supervisors@sfgov.org>
cc
bcc
Subject Arizona Boycott

Thanks for your boycott of Arizona. We were planning a trip to your city later this summer. I will now go to Arizona and spend my vacation and money. Keep the boycott up. Tourism is up in Arizona. and their motels/hotels are full.

thanks
Gary Bowers

17



To:
 Cc:
 Bcc:
 Subject: Spanish and Cantonese added to Tuesday Noon Siren

From: Amiee Albertson Alden/DEM/SFGOV
 To: Eric L Mar/BOS/SFGOV@SFGOV, Michela Alioto-Pier/BOS/SFGOV@SFGOV, David Chiu/BOS/SFGOV@SFGOV, Carmen Chu/BOS/SFGOV@SFGOV, Ross Mirkarimi/BOS/SFGOV@SFGOV, Chris Daly/BOS/SFGOV@SFGOV, Sean Elsbernd/BOS/SFGOV@SFGOV, Bevan Dufty/BOS/SFGOV@SFGOV, David Campos/BOS/SFGOV@SFGOV, Sophie Maxwell/BOS/SFGOV@SFGOV, John Avalos/BOS/SFGOV@SFGOV, Alex Randolph/BOS/SFGOV@SFGOV, Alexander Volberding/BOS/SFGOV@SFGOV, Alice Guidry/BOS/SFGOV@SFGOV, Alvin Moses/BOS/SFGOV@SFGOV, Angela Calvillo/BOS/SFGOV@SFGOV, April Veneracion/BOS/SFGOV@SFGOV, Bill Barnes/BOS/SFGOV@SFGOV, Boe Hayward/BOS/SFGOV@SFGOV, Cammy Blackstone/BOS/SFGOV@SFGOV, Cassandra Costello/BOS/SFGOV@SFGOV, Catherine Rauschuber/BOS/SFGOV@SFGOV, Catherine Stefani/BOS/SFGOV@SFGOV, Frances Hsieh/BOS/SFGOV@SFGOV, Hillary Ronen/BOS/SFGOV@SFGOV, Jamie Cantwell/BOS/SFGOV@SFGOV, Jon Lau/BOS/SFGOV@SFGOV, Judson True/BOS/SFGOV@SFGOV, Katy Tang/BOS/SFGOV@SFGOV, LinShao Chin/BOS/SFGOV@SFGOV, Nancy Kirshner-Rodriguez/MAYOR/SFGOV@SFGOV, Olivia Scanlon/BOS/SFGOV@SFGOV, Raquel Redondiez/BOS/SFGOV@SFGOV, Rick Galbreath/BOS/SFGOV@SFGOV, Sheila Chung Hagen/BOS/SFGOV@SFGOV, Starr Terrell/MAYOR/SFGOV@SFGOV, Tom Jackson/BOS/SFGOV@SFGOV, Vallie Brown/BOS/SFGOV@SFGOV, Victor Lim/BOS/SFGOV@SFGOV
 Cc: Nancy Kirshner-Rodriguez/MAYOR/SFGOV@SFGOV, Starr Terrell/MAYOR/SFGOV@SFGOV, Shirley Chou/MAYOR/SFGOV@SFGOV, Vicki Hennessy/DEM/SFGOV@SFGOV, Adrienne Pon/ADMSVC/SFGOV@SFGOV
 Date: 07/29/2010 05:06 PM
 Subject: Spanish and Cantonese added to Tuesday Noon Siren

Supervisors, we would like to update you on the addition of Spanish and Cantonese language capability to the City's Outdoor Public Warning System (OPWS - the Tuesday noon siren). The Dept. of Emergency Management (DEM) used U.S. Census data to identify areas in the City with high concentrations of mono-lingual Spanish- or Cantonese-speaking households. We then identified which sirens were closest to those locations and have begun installation of either a Spanish or Cantonese computer chip that will play the Tuesday noon "test-only" message in that language, as well as English. To date, we have completed 2 Spanish-language sirens and 13 Cantonese-language sirens, based on areas with the highest concentrations of mono-lingual speakers. We plan to add these languages to additional sirens in coming months, and will then re-evaluate the placement of additional installations after the 2010 Census data becomes available.

We have also recently added 12 additional sirens. A map detailing the locations and languages for the City's 104 sirens is attached. (Siren 101 not listed is on the main City College campus).

Also, we have developed a set protocol for broadcasting "live" instructions in Spanish and Cantonese on the OPWS during an emergency, using bi-lingual DEM staff when possible, or staff from our partner agencies like SFPD when necessary. Next steps include pre-recording messages in both Spanish and Cantonese that instruct the public to turn on their radio for more detailed information following an emergency.

We are pleased to expand access to emergency information for San Francisco's Spanish- and Cantonese-speaking residents. Our award-winning 72hours.org website and brochures currently provide disaster preparedness information in 5 languages. Please feel free to contact me if you have any

18

questions or would like additional information.



Sirens-spanish and cantonese.pdf

Amiee Albertson Alden
Policy and Planning Manager
SF Department of Emergency Management
1011 Turk Street
San Francisco, CA 94102
Phone: 415-558-3803
Fax: 415-558-3841
<http://www.sfgov.org/dem>

B&F
1c-page



Becky Fox
<becky.a.fox@gmail.com>
08/01/2010 03:49 PM

To board.of.supervisors@sfgov.org
cc
bcc
Subject Opposing the Alcohol Fee

File #100865

To whom it may concern-

I am writing in opposition of the proposed alcohol fee in San Francisco. The industries that will be negatively impacted, the restaurant, nightlife, entertainment, and hospitality industries, are vital to the unique and vibrant culture which fuel San Francisco's tourism, and are a major component of our local economy. These industries are already some of those hit the hardest by decreased spending and the current economic downturn, and cannot withstand any further pressure on their bottom line. Please oppose this measure that will further the eradication of the already struggling cultural proponents that make San Francisco special.

Best,
Rebecca Fox

19



Eric Doherty
<edoherty@gmail.com>
07/30/2010 05:53 PM

To Board.of.Supervisors@sfgov.org
cc Sophie.Maxwell@sfgov.org
bcc

Subject OPPOSE the Alcohol Mitigation Fee Ordinance

B&F
✓ 0-page

File #
100865

History: This message has been forwarded.

As a San Francisco District 10 resident and responsible consumer of craft beers, I want to express my concern over the proposed alcohol mitigation fee / tax. This tax / fee will be passed along to the consumers (as all taxes / fees do). Small business are struggling and generally cannot afford (or would be unwilling) to take the hit themselves.

If the concern that is prompting this tax /fee is the public health and related costs of alcohol use and abuse, the tax / fee should be more narrowly tailored to those who abuse alcohol. If a portion of the costs are related to the homeless and poor (who cannot bear the cost of the health services they use), then the tax should be spread among all SF residents and not just those who purchase alcohol.

Please vote against the San Francisco alcohol tax!

Thank you.

Eric Doherty



Nicholas John Helfrich
<nicholasjhelfrich@gmail.com>
>

07/30/2010 08:36 AM

To "Board.of.Supervisors@sfgov.org"
<Board.of.Supervisors@sfgov.org>
cc "jason@cerrell.com" <jason@cerrell.com>

bcc

Subject Alcohol Tax

B&F
✓ C-page

File 100865

It seems like everything you buy is getting more expensive, with a fee here and an added tax there. That will not change anytime soon with San Francisco now considering adding a local surcharge to every drink you purchase. That's right. A surcharge on every drink on every tab, bill, and receipt. Even worse, this new fee would be in addition to the taxes you already pay every time you purchase a drink: Is not it expensive enough to live in San Francisco without having to pay another new tax every time you want to buy a six pack, a bottle of wine, or have a drink at your local bar?

Please vote against the San Francisco alcohol tax!

Thank you.

Nicholas Helfrich



Mike McMillan
<mike.mc@astound.net>
07/28/2010 08:18 PM

To Board.of.Supervisors@sfgov.org
cc jason@cerrell.com
bcc

Subject Alcohol Tax

B&F
e-page

File 100865

It seems like everything you buy is getting more expensive, with a fee here and an added tax there. That will not change anytime soon with San Francisco now considering adding a local surcharge to every drink you purchase. That's right. A surcharge on every drink on every tab, bill, and receipt. Even worse, this new fee would be in addition to the taxes you already pay every time you purchase a drink. Is not it expensive enough to live in San Francisco without having to pay another new tax every time you want to buy a six pack, a bottle of wine, or have a drink at your local bar? I am an employee of a beer distributor in San Francisco, and also face a possible layoff. This would devastate my family, as layoff's do....

Please vote against the San Francisco alcohol tax!

Thank you.,

Mike McMillan



"Gilman Miller"
<Gilman.Miller@tpl.org>
07/28/2010 12:18 PM

To <Board.of.Supervisors@sfgov.org>
cc
bcc
Subject Alcohol Tax

B&F
- C-page

file #
100865

History: This message has been forwarded.

Supervisors - Please realize that adding significant additional taxes (or "fees") to alcohol sold in the City of San Francisco will just lead to many savvy SF residents, like myself, to purchase the majority of our beer, wine and spirits outside of SF. Which naturally will hurt SF sales tax receipts, not to mention the small businesses where I currently purchase those products.

In addition, the vast majority of SF residents who consume alcohol are responsible drinkers and should not be forced to foot the bill for a couple hundred vagrants with chronic alcohol problems who burden the SF hospitals and social services.

Attempting to rush such legislation through in advance of Prop. 26's consideration in November is also shameful.

Please vote against the San Francisco alcohol tax.

Thanks - Gilman Miller, Richmond District

Feeling Nickeled and Dimed?

It seems like everything you buy is getting more expensive, with a fee here and an added tax there. Don't expect that to change anytime soon. San Francisco is now considering adding a local surcharge to every drink you purchase. That's right. A surcharge on every drink on every tab, bill, and receipt. Even worse, this new fee would be in addition to the taxes you already pay every time you purchase a drink. Isn't it expensive enough to live in San Francisco without having to pay another new tax every time you want to buy a six pack, a bottle of wine, or have a drink at your local bar?

File # 100865

Help us STOP alcohol taxes.

Fill out the section below and mail back.

Name: RYAN PETERSON

Business/Organization: MATABRAND INC.

Address: 1495 22ND AVE #5 S.F. CA 94122

Email: RYANP@MATABRAND.COM

Signature: [Handwritten Signature]



Learn more: www.savemycajob.com

Feeling Nickeled and Dimed?

It seems like everything you buy is getting more expensive, with a fee here and an added tax there. Don't expect that to change anytime soon. San Francisco is now considering adding a local surcharge to every drink you purchase. That's right. A surcharge on every drink on every tab, bill, and receipt. Even worse, this new fee would be in addition to the taxes you already pay every time you purchase a drink. Isn't it expensive enough to live in San Francisco without having to pay another new tax every time you want to buy a six pack, a bottle of wine, or have a drink at your local bar?

Help us STOP alcohol taxes.

Fill out the section below and mail back.

Name: ELSA HELLER

Business/Organization: Reys SF

Address: 575 Mission St 2410

Email: elsanona@gmail.com

Signature: [Handwritten Signature]



Learn more: www.savemycajob.com

Feeling Nickeled and Dimed?

It seems like everything you buy is getting more expensive, with a fee here and an added tax there. Don't expect that to change anytime soon. San Francisco is now considering adding a local surcharge to every drink you purchase. That's right. A surcharge on every drink on every tab, bill, and receipt. Even worse, this new fee would be in addition to the taxes you already pay every time you purchase a drink. Isn't it expensive enough to live in San Francisco without having to pay another new tax every time you want to buy a six pack, a bottle of wine, or have a drink at your local bar?

Help us STOP alcohol taxes.

Fill out the section below and mail back.

Name: Andy Roberts
Business/Organization: 1862 Geary San Jose 95132
Address: andy_roberts@sbcglobal.net
Email: Andy Roberts
Signature: [Signature]

Learn more: www.savemycajob.com



Ready for more taxes and job losses?

The hospitality industry is hemorrhaging jobs in San Francisco due to the economic downturn. San Francisco's hospitality workers are critical to our economic recovery and we should be doing everything we can to protect those jobs. San Francisco supervisors are considering imposing new taxes on every single drink purchased in the city. The hospitality industry is the heart of our economy. New taxes will drive away customers and force businesses to eliminate jobs. Isn't it tough enough to sustain a business in San Francisco without the addition of another new tax?

Help us STOP alcohol taxes.

Fill out the section below and mail back.

Name: LIVE HAPPINESS RESTAURANT
Business/Organization: [Signature]
Address: 2142 Geary Blvd SF
Email: [Signature]
Signature: [Signature]

Learn more: www.savemycajob.com



Feeling Nickeled and Dimed?

It seems like everything you buy is getting more expensive, with a fee here and an added tax there. Don't expect that to change anytime soon. San Francisco is now considering adding a local surcharge to every drink you purchase. That's right. A surcharge on every drink on every tab, bill, and receipt. Even worse, this new fee would be in addition to the taxes you already pay every time you purchase a drink. Isn't it expensive enough to live in San Francisco without having to pay another new tax every time you want to buy a six pack, a bottle of wine, or have a drink at your local bar?

Help us STOP alcohol taxes.

Fill out the section below and mail back.

Name: Alisha Uscinsky
Business/Organization: Commodore F+B, INC
Address: 827 Sutter St SF, CA 94116
Email: aliscinsky@aol.com
Signature: [Signature]

Learn more: www.savemycajob.com



File # 100965

City Committee
C-page

Feeling Nickeled and Dimed?

It seems like everything you buy is getting more expensive, with a fee here and an added tax there. Don't expect that to change anytime soon. San Francisco is now considering adding a local surcharge to every drink you purchase. That's right. A surcharge on every drink on every tab, bill, and receipt. Even worse, this new fee would be in addition to the taxes you already pay every time you purchase a drink. Isn't it expensive enough to live in San Francisco without having to pay another new tax every time you want to buy a six pack, a bottle of wine, or have a drink at your local bar?

Help us STOP alcohol taxes.

Fill out the section below and mail back.

Name: MARGARET F LYON
Business/Organization: CRESTA'S 221CUM
Address: 2211 POLK ST SF CA 94109
Email: _____
Signature: Margaret F Lyon

Learn more: www.savemycajob.com



Feeling Nickeled and Dimed?


It seems like everything you buy is getting more expensive, with a fee here and an added tax there. Don't expect that to change anytime soon. San Francisco is now considering adding a local surcharge to every drink you purchase. That's right. A surcharge on every drink on every tab, bill, and receipt. Even worse, this new fee would be in addition to the taxes you already pay every time you purchase a drink. Isn't it expensive enough to live in San Francisco without having to pay another new tax every time you want to buy a six pack, a bottle of wine, or have a drink at your local bar?

Help us STOP alcohol taxes.

Fill out the section below and mail back.

Name: Phil DeLa Cruz
Business/Organization: Bartender
Address: 1166 Pine St. #1 SF, Ca. 94109
Email: philsdelacruz@yahoo.com
Signature: Phil De La Cruz

Learn more: www.savemycajob.com



Feeling Nickeled and Dimed?


It seems like everything you buy is getting more expensive, with a fee here and an added tax there. Don't expect that to change anytime soon. San Francisco is now considering adding a local surcharge to every drink you purchase. That's right. A surcharge on every drink on every tab, bill, and receipt. Even worse, this new fee would be in addition to the taxes you already pay every time you purchase a drink. Isn't it expensive enough to live in San Francisco without having to pay another new tax every time you want to buy a six pack, a bottle of wine, or have a drink at your local bar?

Help us STOP alcohol taxes.

Fill out the section below and mail back.

Name: Charlotte Cunningham
Business/Organization: Self-Employed
Address: 845 Soher St #505 94109
Email: Magninnuc@gmail.com
Signature: Charlotte Cunningham

Learn more: www.savemycajob.com



54th Committee
C-Page
File #100865

B#F
✓ c-page

Feeling Nickeled and Dimed?

It seems like everything you buy is getting more expensive, with a fee here and an added tax there. Don't expect that to change anytime soon. San Francisco is now considering adding a local surcharge to every drink you purchase. That's right. A surcharge on every drink on every tab, bill, and receipt. Even worse, this new fee would be in addition to the taxes you already pay every time you purchase a drink. Isn't it expensive enough to live in San Francisco without having to pay another new tax every time you want to buy a six pack, a bottle of wine, or have a drink at your local bar?

100865

Help us STOP alcohol taxes.

Fill out the section below and mail back.

Name: Charles Hubert
Business/Organization: _____
Address: 839 Divisadero St #10
Email: chazt1e2@hotmail.com
Signature: [Signature]

Learn more: www.savemycaljob.com



Feeling Nickeled and Dimed?

It seems like everything you buy is getting more expensive, with a fee here and an added tax there. Don't expect that to change anytime soon. San Francisco is now considering adding a local surcharge to every drink you purchase. That's right. A surcharge on every drink on every tab, bill, and receipt. Even worse, this new fee would be in addition to the taxes you already pay every time you purchase a drink. Isn't it expensive enough to live in San Francisco without having to pay another new tax every time you want to buy a six pack, a bottle of wine, or have a drink at your local bar?


100865

Help us STOP alcohol taxes.

Fill out the section below and mail back.

Name: Edward Narry
Business/Organization: _____
Address: 2365 Fairway Dr. San Leandro 94577
Email: edofficials@gmail.com
Signature: [Signature]

Learn more: www.savemycaljob.com





courtney vaudreuil
<courtneyvaudreuil@yahoo.com>

07/26/2010 02:49 PM

To Board.of.Supervisors@sfgov.org

cc

bcc

Subject Ban on Animal Sales

Good afternoon,

As a former San Francisco resident, I have great respect for the City's trailblazing efforts in regard to the sale of animals in pet stores. While not only supporting the ban on puppy and kitten sales, the Board has made a bold and commendable decision to consider banning the sale of all fur/feather animals. I completely support this action.

Every day when I leave my home, I drive past a neighbor's home. On their cave-like balcony, a bird cage hangs from the ceiling, facing three walls. Their pet bird sits in that cage every single day staring at those walls. The whole raison d'etre of a bird is to fly. But, those sold by pet stores and kept in cages are denied that essential freedom. I have visited an animal rescue group in Los Angeles called the EcoStation, which houses seized and abandoned exotic birds. These birds become so anxious being in captivity that they will pluck all of their feathers out until they are bald. It is heartbreaking.

When I was young, my parents bought me a pet rabbit from the local pet store. The rabbit spent its days in a cage on our porch, and when we tried to take him out, he was so frightened that he would scratch us. We ended up taking him back to the pet store. I am sure this happens all the time and should be stopped.

Please start the trend so that other cities may follow.

Best, Courtney Vaudreuil



Magda Havas
<drmagdahavas@gmail.com>

07/28/2010 07:08 PM

To Carmen.Chu@sfgov.org, Ron.Miguel@sfgov.org,
John.Rahaim@sfgov.org, Linda.Avery@sfgov.org,
adrian.putra@sfgov.org, board.of.supervisors@sfgov.org

cc

bcc

Subject Case # 2009.0534C

Please see attached pdf regarding proposed cell tower for the dome of Ner Tamid Synagogue, San Francisco.

Thank you for considering this document.
-magda havas



Open Letter Ner Tamid Syn.pdf

Dr. Magda Havas, B.Sc., Ph.D.
Environmental and Resource Studies Program, Trent University
Peterborough, ON K9J 7B8, CANADA
email: mhavas@trentu.ca
phone: 705-748-1011 x7882
fax: 705-748-1569
www.magdahavas.com (general)
www.magdahavas.org (academic)

Words to live by . . .

"Our lives begin to end the day we become silent about things that matter." --Martin Luther King, Jr.

"The world shrinks or expands in proportion to one's courage." --Anais Nin

"Liberty can not be preserved without general knowledge among people." --John Adams

"The conventional view serves to protect us from the painful job of thinking." --John Kenneth Galbraith

"Facts don't cease to exist just because they are ignored." --Aldous Huxley

"Never doubt that a small group of thoughtful, committed people can change the world. Indeed, it is the only thing that ever has." --Margaret Mead

"All truth passes through three stages. First, it is ridiculed. Second, it is violently opposed. Third, it is accepted as being self-evident." -- Arthur Schopenhauer

Never Give Up! Winston Churchill



Dr. Magda Havas, B.Sc., Ph.D.

Environmental & Resource Studies, Trent University, Peterborough, ON, Canada
phone: (705) 748-1011 x7882 fax: (705) 748-1569 email: mhavas@trentu.ca,
website: www.magdahavas.com

July 28, 2010

RE: Case # 2009.0534C

Open Letter regarding Cell Towers in dome of Ner Tamid Synagogue, San Francisco

It is my understanding that there are at least seven schools within 1000 feet of the proposed site. As a researcher on the biological effects of radio frequency radiation and electromagnetic fields, I urge you to avoid the placement of cell phone base stations in close proximity to schools and in residential areas.

Scientific research documents the adverse biological and health effects for people who are exposed long term to cell phone antennas. Some studies show an increased risk of cancers for those living within 350 to 400 meters (1100 to 1300 feet) of cell antennas at exposure levels well below the Federal Communications Commission (FCC) guideline. Other studies show an increase in symptoms that include difficulty sleeping, fatigue, pain, poor short-term memory, difficulty concentrating, anxiety, irritability and depression, dizziness, nausea, and ringing in the ears.

Exposure to radio frequency radiation from cell antennas may interfere with learning and may not be conducive to a good learning environment. Children are more vulnerable than adults to this type of radiation. It is important to minimize students' exposure to radiofrequency radiation by placing cell antennas at least 1,500 feet away from schools. In addition, the more antennas that are near a school, the greater the potential exposure of students at that school to radio frequency radiation.

The FCC guideline is based on short-term (30 minutes) thermal effects (when tissue is heated). This guideline is grounded in the assumption that if microwave energy does not heat tissue it is not harmful. This assumption is incorrect. The Russian guideline for the same frequencies is 1% of the U.S. guideline and it is my understanding that the Russian American preschool leases the building during the week. Adverse biological effects have been documented at levels well below thermal federal guidelines. There are no federal guidelines for non-thermal effects, nor are there guidelines for long-term exposure. The explosive growth of wireless technology and facilities is running well ahead of the scientific research and policy decisions necessary to ensure their safety.

For documentation on the effects of radio frequency radiation, please refer to:

- Electromagnetic Fields (EMF): Special Issue. *Pathophysiology*, Volume 16, Issue 2-3, pp. 67-250 (Aug 09)
[http://www.journals.elsevierhealth.com/periodicals/patphy/issues/contents?issue_key=S0928-4680\(09\)X0003-9](http://www.journals.elsevierhealth.com/periodicals/patphy/issues/contents?issue_key=S0928-4680(09)X0003-9)
- Additional studies: http://www.emrpolicy.org/science/research/lai_biblio_bioeffects_03.htm

Thank you for your consideration,
Magda Havas,
Associate Professor

Cc:

Carmen Chu, District 4 Supervisor, Board of Supervisors
Ron Miguel, President, SF Planning Commission
John Rahaim, Director, SF Planning Commission
Linda Avery, Recording Secretary, SF Planning Commission
Adrian Puta, Case Planner, SF Planning Department
Angela Calvillo, Cler of the Board of Supervisors
Gerry Spindel, Co-President, Ner Tamid Synagogue

July 26, 2010
c-page

Re: (Case # 2009.0534C)

I am opposed to the installation
by T-Mobile of four Cell Phone
Antennas in the dome of the
Ner Tamid Synagogue at
1250 Quintara St
San Francisco, CA 94114.

RECEIVED
BOARD OF SUPERVISORS
SAN FRANCISCO
2010 JUL 28 PM 3:55
BY _____
AK

I live down the street at
2255 20th Ave
San Francisco, Ca. 94116

Please vote no on this
case.
Thank you
Karen Grant

BDS-11
0-page

Dear FCC, FDA, CPUC Representatives,

Please be aware that the utilities' new pulsed, wireless smart meters are part of a centralized smart grid. As you know, smart grid energy sources include nuclear, hydro-electric, etc. Decentralization of our utilities was recommended by the 911 Commission. More secure energy alternatives include solar, piezo-electric, etc. Particularly relevant to California, decentralized energy forms generally use little to no water (#1 below).

Also for your consideration, please see below related topics dealing with the potential disruption of the highly centralized, long distance power distribution network. One concerns solar storms (#2), the other, cyberwars (#3).

#1. Link regarding water consumption in power:

http://www.powerscorecard.org/issue_detail.cfm?issue_id=5

- "Most electric power plants require water to operate. Nuclear and fossil fuel power plants drink over 185 billion gallons of water per day. Geothermal power plants add another 2 billion or so gallons a day. Hydropower plants use water directly to generate power. These power plants represent the single largest consumer of water among any industrial, governmental or residential activity. Since 98 percent of the water used in power plants is returned to its source, distinctions are made between use and consumption."

#2. Link regarding disruption of the grid by solar storms (please note that fiber optics are described therein as unaffected by solar events).

<http://192.211.16.13/curricular/ENERGY/0708/articles/solar/SolarForecast07SkyTel.pdf>

- Damage to communications satellites can disrupt non-terrestrial telephone, television, radio, and Internet links.[11] The National Academy of Sciences reported in 2010 on possible scenarios of widespread disruption in the 2012-2013 solar peak.[12]"
- "...Geomagnetic storms affect also long-haul telephone lines, including undersea-cables unless they are fiber optic.[10]
- "... CMEs [Coronal Mass Ejections] charged particles come in dense swarms, and so the list of "everything that could be affected" is quite long. For example, the frenzied electromagnetic activity during a severe geomagnetic storm can induce strong electrical currents in long pipelines and cables (as illustrated on page 29). Currents coursing through oil pipelines can prematurely corrode the metal and ultimately cause leaks that are costly to locate and repair. For terrestrial power supplies, this added rapidly varying power can destroy transformers and create widespread blackouts at higher latitudes."

Related links:

http://en.wikipedia.org/wiki/Geomagnetic_storm

Carrington Event:http://en.wikipedia.org/wiki/Solar_storm_of_1859

#3. The Economist 7/1/2010 Cyberwar – War in the fifth domain.

http://www.economist.com/node/16478792?story_id=16478792&CFID=134168324&CFTOKEN=134168324
38090414

Sincerely,
Kate Bernier
(510) 548-8762

RECEIVED
BOARD OF SUPERVISORS
SAN FRANCISCO
2010 JUL 29 PM 12:13
BY _____
pc

22

Mirkarimi - Dist#
0-page



AEvans604@aol.com
07/28/2010 11:42 AM

To board.of.supervisors@sfgov.org
cc
bcc
Subject Itinerant Male Stabbed to Death in Buena Vista Park

Dear Friends and Neighbors,

The *Chron* reports that an itinerant male was stabbed to death yesterday morning in Buena Vista Park. Initial info implies that the assailant was another itinerant male.

Whatever the facts in this case may turn out to be, I've noticed these changes in recent years with the migratory addicts and alcoholics in the Haight:

More have knives than before, more have pit bulls, more are on harsh drugs like crack and speed. More (especially the males) have become threatening to residents.

Police have been responsive to neighbors' concerns. The politicians, especially the supes, have been slow to respond.

One of the least responsive has been Ross Mirkarimi, who represents the Haight at the board of supes. He's currently thinking about running for sheriff.

Here's the link:

<http://www.sfgate.com/cgi-bin/article.cgi?f=/c/a/2010/07/28/BAH61EL4BF.DTL&tsp=1>

Yours for rationality in politics,

Arthur Evans

* * * *

23

C-page



"Lerma, Liz"
<Liz.Lerma@sfdpw.org>
07/29/2010 05:15 PM

To Board of Supervisors <Board.of.Supervisors@sfgov.org>
cc "Rodis, Nathan" <Nathan.Rodis@sfdpw.org>, "Lee, Frank W" <Frank.W.Lee@sfdpw.org>, "McDaniels, Chris" <Chris.McDaniels@sfdpw.org>, "Nuru, Mohammed"
bcc

Subject FW: BOARD OF SUPERVISORS INQUIRY # 20100713-001

History: This message has been forwarded

REFERENCE: 20100713-001

Work was completed on 7/29/10.

Liz Lerma
Acting Assistant Superintendent
Bureau of Street & Sewer Repair
San Francisco Department of Public Works
2323 Cesar Chavez Street
San Francisco, CA 94124-1003
(415) 641-2627
liz.lerma@sfdpw.org
<http://sfgov.org/dpw>

-----Original Message-----

From: Mulkerrin, Martin
Sent: Thursday, July 29, 2010 3:35 PM
To: Lerma, Liz
Cc: Board of Supervisors
Subject: RE: BOARD OF SUPERVISORS INQUIRY # 20100713-001

These jobs were completed today.

-----Original Message-----

From: Lerma, Liz
Sent: Tuesday, July 27, 2010 3:11 PM
To: Mulkerrin, Martin
Subject: FW: BOARD OF SUPERVISORS INQUIRY # 20100713-001
Importance: High

Martin:

Have these potholes been filled yet? If not, please schedule them for tomorrow.

Potholes and Sidewalk Issues

On Hayes, between Lyon & Baker, North side
On Fillmore & Waller, South of Waller near crosswalk; sink hole/asphalt cracking

Thanks,

Liz Lerma
Acting Assistant Superintendent
Bureau of Street & Sewer Repair
San Francisco Department of Public Works

24

2323 Cesar Chavez Street
San Francisco, CA 94124-1003
(415) 641-2627
liz.lerma@sfdpw.org
<http://sfgov.org/dpw>

-----Original Message-----

From: McDaniels, Chris
Sent: Tuesday, July 27, 2010 12:38 PM
To: Mulkerrin, Martin
Cc: Lerma, Liz
Subject: FW: BOARD OF SUPERVISORS INQUIRY # 20100713-001

Close the loop asap.

-----Original Message-----

From: Rodis, Nathan
Sent: Tuesday, July 27, 2010 11:00 AM
To: McDaniels, Chris
Cc: Nuru, Mohammed
Subject: FW: BOARD OF SUPERVISORS INQUIRY # 20100713-001

Chris,

Please respond directly to the Board of Supervisors and copy Supervisor Mirkarimi. Please use the reference number in your reply title, and copy Frank W. Lee and myself because we are tracking these requests.

Thank you!

Nathan Rodis
Assistant to the Director's Office
Department of Public Works
1 Dr. Carlton B. Goodlett Place
City Hall, Room 348
San Francisco, CA 94102
Ph: (415) 554-6932 Fax: (415) 554-6944

-----Original Message-----

From: Board of Supervisors
Sent: Friday, July 16, 2010 10:01 AM
To: Reiskin, Ed
Subject: BOARD OF SUPERVISORS INQUIRY

BOARD OF SUPERVISORS INQUIRY
For any questions, call the sponsoring supervisor

TO: Edward Reiskin
Public Works

FROM: Clerk of the Board
DATE: 7/16/2010
REFERENCE: 20100713-001
FILE NO.

Due Date: 8/14/2010

This is an inquiry from a member of the Board of Supervisors made at the Board meeting on 7/13/2010.

Supervisor Mirkarimi requests the following information:

Requesting the Department of Public Works to report on the status of repairing potholes at the following locations:

Potholes and Sidewalk Issues

On Hayes, between Lyon & Baker, North side

On Fillmore & Waller, South of Waller near crosswalk; sink hole/asphalt cracking

Please indicate the reference number shown above in your response, direct the original via email to Board.of.Supervisors@sfgov.org and send a copy to the Supervisor(s) noted above.

Your response to this inquiry is requested by 8/14/2010

C-page
BDS-11



"Violeta"
<violeta@thefutonshop.com>
07/26/2010 05:03 PM

To <John.Avalos@sfgov.org>
cc <board.of.supervisors@sfgov.org>
bcc

file# 100759

Subject Tax Increase

I work for a small retail manufacturing company in this beautiful City. And the Company employs 20 San Franciscans. With the present economic turmoil our sales volume has been negatively affected for months now. We barely make payroll.

To raise taxes will severely impact small businesses. My employer is exerting all efforts to keep all employees working. We negotiated leases to obtain rent abatement; we reduced advertising; we reduce work hours.

We urge you to be very selective in raising taxes – small employers and their employees should be spared for now.

Thank you very much.

Violeta Galang
415.920.6800

25



DTELOLP@aol.com
07/26/2010 09:59 PM

To Board.of.Supervisors@sfgov.org, Bevan.Dufty@sfgov.org,
Carmen.Chu@sfgov.org, Chris.Daly@sfgov.org,
David.Campos@sfgov.org, David.Chiu@sfgov.org,

cc

bcc

Subject No more tax increases on small businesses and our
Customers

page
BDS-11
File # 100759

Dear San Francisco Board of Supervisors,

The proposed tax increases for businesses and residents of San Francisco will not solve the City's fiscal problems, and in fact will make them substantially worse, so we urge you to NOT move forward with these tax increase plans.

History and Economic realities have repeatedly confirmed in cities across our country, that tax increases on small and mid-sized business operations will simply result in higher occupancy costs, and ultimately make San Francisco a less competitively priced location for businesses and professional services.

In our small boutique Hospitality operation at the Donatello building, 501 Post Street, for the Club Donatello Owners Association, the Pacific Plaza Condominium Association, and the Hotel Donatello, an increase in the occupancy/hotel tax will simply hurt our business, reduce potential occupancy, and thereby result in a reduction of jobs needed.

We actually recommend that you bring the existing occupancy/hotel tax down to 10%, so that it is more competitive with other cosmopolitan venues around the country.

If you moved in this direction, we can actually increase occupancy and increase the actual tax revenues to the City of San Francisco through increased volume of Customer activity. Believe us after being in operation since July 1984 at this location, we know what actually works!

An additional increase in the parking/garage tax to our Customers is a financial disaster on the horizon. Local Union Square area parking activity has already dropped off with the previous tax that was imposed.

This additional tax will further reduce people coming to the City to stay overnight, park their cars, or simply come in for some retail shopping, restaurant and entertainment activity. This negative effect will result in a reduction of your tax revenues, not an increase.

If your intent is to drive traffic, literally, to other neighboring cities and towns, then your proposed tax will achieve that end.

Other locations in the Bay Area are watching this proposed tax increase package very

closely and some are already planning to "capitalize" on it with special offers to compare their much lower Hospitality rates, lower parking rates, and lower transfer tax rates for their cities in direct comparison to San Francisco.

We will become the financial laughingstock of the Bay Area, and a potential wasteland of vacant buildings, fewer property owners/residents and retail venues, and your actual tax base will be eroded.....this tax increase proposal does not and will not make sense/cents.

How can you say that you are supporting local businesses, encouraging job creation, and trying to increase Customer activity coming to San Francisco by proposing more taxes that will achieve exactly the opposite results?

Too much of the hard-earned taxpayer funds have already been extracted, and this proposed tax increase in these 3 areas is simply the wrong idea, the wrong direction, and you absolutely need to focus on moving in the opposite direction now.

REDUCE TAXES NOW, REDUCE SPENDING NOW, and you will see a very positive result for the City of San Francisco and its businesses and Customer activity, and actually an increase in overall revenues to the City. That's the TRUTH!

Sincerely,

Don R. Thomas on behalf of 2,295 Club Donatello Owners Association Owners
President & CEO - CDOA
Vice-President - Pacific Plaza Condominium Association
Taxpayer to the City & County of San Francisco

cc: Board of Directors - Club Donatello Owners Association
Board of Directors - Pacific Plaza Condominium Association
Management Team - Hotel Donatello



pmonette-shaw
<Pmonette-shaw@earthlink.net>

08/01/2010 01:36 PM

Please respond to
Pmonette-shaw@earthlink.net

To undisclosed-recipients::

cc

bcc

Subject Now on Examiner.com: 'Google alerts' reports some Laguna Honda Hospital problems, but fails reporting others

Now on Examiner.com and picked up by "Google Alerts":

" 'Google alerts' reports some Laguna Honda Hospital problems, but fails reporting others"

I'm surprised the Google "alerts" feature fails reporting whistle-blower complaints, but reported Laguna Honda Hospital (LHH) as a 'drug rehab center' on July 24, and today reports my September 2009 coverage of LHH.

Unfortunately, other issues relating to LHH do not appear in Google alerts, including three separate whistle-blower complaints filed by Drs. Kerr and Rivero.

The new article includes a slide show titled "Whatever Happened to "Truth in Advertising"? When Did LHH Become Either an Alcohol or a Drug Treatment Center?"

Read more ... at <http://www.examiner.com/x-50587-SF-Hospital-Examiner>.

Patrick

If you haven't already subscribed to receive e-mail alerts from Examiner.com when I post new articles, please do so using the "subscribe" button above the article's title on Examiner.com. To unsubscribe to my own e-mail alerts if my coverage isn't of interest to you, just send me an e-mail.

3-page



pmonette-shaw
<Pmonette-shaw@earthlink.net>

To undisclosed-recipients;;
cc
bcc

07/29/2010 03:16 PM

Please respond to
Pmonette-shaw@earthlink.net

Subject Just posted on Examiner.com and picked up by Google Alerts: Patient advocates inform San Francisco health commission about Laguna Honda Hospital gift fund abuse

Just posted on Examiner.com and picked up by "Google Alerts"? within five minutes:

"Patient advocates inform San Francisco health commission about Laguna Honda Hospital gift fund abuse"

Five patient advocates informed a San Francisco health commission subcommittee Tuesday about potential abuse of Laguna Honda Hospital's (LHH) patient gift fund:

After Tuesday's public testimony, the Health Commission can't now claim the LHH-JCC wasn't informed about the problem.

Read more ... at <http://www.examiner.com/x-50587-SF-Hospital-Examiner>.

Patrick

If you haven't already subscribed to receive e-mail alerts from Examiner.com when I post new articles, please do so using the "subscribe" button above the article's title on Examiner.com. To unsubscribe to my own e-mail alerts if my coverage isn't of interest to you, just send me an e-mail.

C-page



Sandy Rothman
<sandyrothman@sbcglobal.net>

08/02/2010 01:08 AM

To Board.of.Supervisors@sfgov.org

cc

bcc

Subject McLaren Park

The SF Recreation and Parks Dept. approved a plan for a disc-golf course in this area? It must be an enormous mistake. Please rethink this.

Sincerely,
Sandy

27

C-page

Mayor Gavin Newsom
San Francisco Board of Supervisors
City Hall
Dr. Carlton B. Goodlett Place
RM 244 & 200
San Francisco, CA 94102

RECEIVED
BOARD OF SUPERVISORS
SAN FRANCISCO

2010 JUL 29 PM 3:09

BY _____
 Alk

Dear Sirs and Madams,

Although a long time San Francisco resident, this is the first time I have written to the board about a concern.

I am a nurse long employed by CPMC, Sutter Health, and am compelled to write with my concerns for the proposed new hospital. There is currently a large campaign to obtain support from the employees. I am not against the hospital per se, recognizing the seismic and structural needs to rebuild.

I am sure you have listened to the voices of many organized groups on this subject. I am not represented by a union or other large group and am just one individual citizen. In the last few months, CPMC has laid off the equivalent of 200 FTE employees, which to my knowledge, has not been made public to the community. Positions were supposedly eliminated due to decreased revenue. Then shortly afterward, people were either rehired back in "per diem" positions or extra "per diem" positions were posted, eliminating all benefits for these employees. Meanwhile, management remains and grows. My small department alone has four tiers of managers not counting the VP of nursing or CEO.

In a time of national concern to provide health care and health insurance for all citizens, this large health care organization is choosing to neglect their responsibility to their employees. Sutter and CPMC also has a long history of attempts to eliminate union representation for its employees.

My concern is that with the new hospital, the corporation will make every attempt to accelerate these trends. I don't know if the city is able write in certain conditions when granting permits, but if you as a board could look into the labor proposals, you may find it interesting. The rumors abound among employees and the latest is that most staff will be fired and then re-hired under new conditions without a union and fewer if no benefits. In my circle within the hospital, few seem supportive of the new building and avoid signing letters and petitions to support it when asked.

Thank you for your kind attention. I must remain anonymous as I am quite certain that I would lose my job if my name were revealed to CPMC

S, RN in San Francisco



✓ Page
CONS Committee

File # 100685



"Arthur Bosse"
<bossecow@ncadaba.com>
07/27/2010 10:52 AM

To <board.of.supervisors@sfgov.org>
cc <stefanocassolato@att.net>,
<Joan.Bernardino@abc.ca.gov>, <rlee288@aol.com>,
<justin.gebb@abc.ca.gov>
bcc
Subject 450 Powell Street Liquor Sales

Dear San Francisco Board of Supervisors:

I am writing this email in opposition of granting a liquor license as applied for by the owners of 450 Powell Street, San Francisco. My Name is Arthur Bossé; I am the Executive Director of the Bay Area Affiliate of the National Council on Alcoholism and Drug Dependence. Our organization is not a temperance organization but an organization whose mission is to prevent addictive disorders through effective prevention programming and education. I firmly believe that controlling the amount of liquor sales licenses in densely populated areas is not only a public policy issue but a public health issue.

Studies indicate a clear association between a high density of alcohol distribution points and public disorder including violence, noise and disturbances, public vomiting and urination, damage and destruction to property, offensive behavior and assault and violence (Reid, Hughey & Peterson, 2003: Zhu, Gorman & Horel, 2004).

One factor that is important to the development of alcohol-related problems is the availability of alcohol. The neighborhood where this liquor store exists has too much alcohol available for sale at too many sites. Liquor can be readily obtained without much effort from any citizen that resides there completing the equation that:

Increased alcohol availability raises alcohol consumption leading to a greater risk for individuals to engage in more extreme and disruptive behaviors (Reynolds, Holder & Gruenewald, 1997).

The Board of Supervisors can prevent another liquor distribution outlet from being created by denying the Public Convenience Letter for 450 Powell Street.

Thank you for your consideration of this matter.

Sincerely,

Arthur Bossé, MNA
Executive Director
National Council on Alcoholism
and other Drug Addictions-Bay Area

Please consider the environment before printing this e-mail

29



California Pacific
Medical Center

A Sutter Health Affiliate
With You. For Life.

Dear Julio 22-2010,

I support California Pacific Medical Center's vision for the future of health care in San Francisco, including the revitalization of St. Luke's and construction of the proposed hospital at Van Ness & Geary. We all deserve earthquake-safe facilities that will provide state-of-the-art health care for future generations.

I urge you to join our community in supporting the plan to Rebuild CPMC.

Leslie Mojica

Name

Email Address



California Pacific
Medical Center

A Sutter Health Affiliate
With You. For Life.

Dear Supervisor,

C-page

I support California Pacific Medical Center's vision for the future of health care in San Francisco, including the revitalization of St. Luke's and construction of the proposed hospital at Van Ness & Geary. We all deserve earthquake-safe facilities that will provide state-of-the-art health care for future generations.

I urge you to join our community in supporting the plan to Rebuild CPMC.

Hilda Jimenez

Name

JimeneH@sutterhealth.org

Email Address

#30

BOARD of SUPERVISORS



City Hall
Dr. Carlton B. Goodlett Place, Room 244
San Francisco 94102-4689
Tel. No. 554-5184
FaNo No. 554-5163
TDD/TTY No. 544-5227

MEMORANDUM

Date: August 2, 2010
To: Board of Supervisors
From: Angela Calvillo, Clerk of the Board *Angela Calvillo*
Subject: Sole Source Contracts

Sunshine Ordinance Section 67.24(e) requires that at the end of each fiscal year each City Department provide the Board of Supervisors with a list of all sole source contracts entered into during the past fiscal year.

Attached is the report on the sole source contracts for Fiscal Year 2009-2010.

The departments' responses are on file in Communications Page folders in the Clerk of the Board's Office and on the Board's website (Meeting Information – Communications).

Attachment

c: Ben Rosenfield, Controller

**Report from City Departments
Sole Source Contracts
Fiscal Year 2009-2010**

Department	Communications Page Folder	
	Date	Item #
Adult Probation	No Response	
Airport	7/27/10	1
Arts Commission	8/10/10	5
Asian Art Museum	7/27/10	1
Assessor-Recorder	No Response	
Board of Appeals	6/29/10	4
Board of Supervisors	7/20/10	6
Building Inspection	6/22/10	1
Children, Youth & Their Families	7/27/10	1
City Administrator/General Services Agency	No Response	
City Attorney	7/27/10	1
Civil Service	7/13/10	6
Controller	8/10/10	5
District Attorney	No Response	
Economic & Workforce Development	No Response	
Elections	8/10/10	5
Emergency Management	No Response	
Environment	6/29/10	4
Ethics	6/22/10	1
Fine Arts Museums	7/27/10	1
Fire	7/20/10	6
Health Service System	7/20/10	6
Human Resources	6/15/10	35
Human Rights	No Response	
Human Services	7/13/10	6
Juvenile Probation	6/22/10	1
Law Library	6/15/10	35
Mayor	7/20/10	6
Mayor's Office of Community Development & Housing	7/27/10	1
Mayor's Office on Disability	6/22/10	1
Municipal Transportation Authority	No Response	
Office of Citizen Complaints	7/20/10	6
Planning	7/20/10	6
Police	7/20/10	6
Port	7/20/10	6
Public Defender	No Response	
Public Health	7/13/10	6
Public Library	7/13/10	6
Public Utilities Commission	6/29/10	4
Public Works	7/20/10	6
Recreation & Park	7/20/10	6
Residential Rent Stabilization & Arbitration	7/13/10	6
Retirement	7/13/10	6
Sheriff	No Response	
Status of Women	6/15/10	35
Technology	6/29/10	4
Treasurer-Tax Collector	No Response	
War Memorial & Performing Arts	7/13/10	6