

FILE NO. 130447

Petitions and Communications received from May 6, 2013, through May 13, 2013, for reference by the President to Committee considering related matters, or to be ordered filed by the Clerk on May 21, 2013.

Personal information that is provided in communications to the Board of Supervisors is subject to disclosure under the California Public Records Act and the San Francisco Sunshine Ordinance. Personal information will not be redacted.

From Department of Public Health, submitting annual list of membership organizations for FYs 2013-2014 and 2014-2015. Copy: Each Supervisor. (1)

*From Office of Citizen Complaints, submitting 2012 Annual Comprehensive Statistical Report. Copy: Each Supervisor. (2)

From Fish and Game Commission, submitting notice of proposed regulatory action relating to commercial fishing activity reports. Copy: Each Supervisor. (3)

From Fish and Game Commission, submitting notice of proposed regulatory action relating to Depredation Permit Application and Bobcat Depredation. Copy: Each Supervisor. (4)

From Controller, submitting FY2012-2013 Nine-Month Budget Status Report. Copy: Each Supervisor. (5)

From Clerk of the Board, submitting memorandum from Board President David Chiu rescheduling Mayoral Question time from May 14th to May 21, 2013. Copy: Each Supervisor. (6)

From Allen Jones, regarding renaming SFO. File No. 130037. Copy: Each Supervisor, Rules Committee Clerk. (7)

From Tom Bird, regarding fiber broadband. File No. 130442. Copy: Each Supervisor, Land Use & Economic Development Committee Clerk. (8)

From Virginia Grandi, regarding 706 Mission Street Tower Project. File No. 130308. Copy: Each Supervisor. (9)

From Annemie D'Haene, regarding Charlie the dog. (10)

From concerned citizens, regarding Masonic Avenue cycle track project. 3 letters. Copy: Each Supervisor. (11)

From Susan Strolis, regarding Parkwide master bicycle rental. File No. 130342. Copy: Each Supervisor. Budget & Finance Committee Clerk. (12)

From Lourdes Noriega, regarding school gardening program. Copy: Each Supervisor. (13)

From Andre Decary, regarding letter of gratitude to employees of SFMTA and the Treasurer & Tax Collector's office. Copy: Each Supervisor. (14)

*From concerned citizens, regarding support for the Fire Department Neighborhood Emergency Response Team. 20 letters. Copy: Each Supervisor. (15)

*From concerned citizens, regarding Jerry Garcia Amphitheater petition. 100 letters. Copy: Each Supervisor. (16)

From concerned citizens, regarding Lyme Disease Awareness Month. File No. 130411. 6 letters. Copy: Each Supervisor. (17)

From Charles E. Perkins, regarding Golden State Warriors development. File No. 130321. Copy: Land Use & Economic Development Committee, Land Use & Economic Development Committee Clerk. (18)

From concerned citizens, regarding proposed CEQA legislation. File No. 130248. 2 letters. Copy: Each Supervisor. (19)

From Lee Goodin, regarding the Central Subway. Copy: Each Supervisor. (20)

From Paul Timothy Diaz, regarding Affordable Housing in San Francisco. Copy: Each Supervisor. (21)

From Rosales Law Partners LLP, regarding protest to recommended advertising lease award to Clear Channel Airports. File No. 130072. Copy: Each Supervisor. (22)

From Randy Broman, regarding Duboce Park Landmark District. File No. 130070. Copy: Each Supervisor, Land Use & Economic Development Committee Clerk. (23)

From Allen Jones, regarding host city for Super Bowl. Copy: Each Supervisor. (24)

From D Gianni Family, regarding Marina Degaussing Station Restaurant. File No. 120987. Copy: Each Supervisor. (25)

From Roland Salvato, regarding 8 Washington Project. Copy: Each Supervisor. (26)

From concerned citizens, regarding taxi services and medallions. 5 letters. Copy: Each Supervisor. (27)

From John Barry, regarding parking meter expansion. Copy: Each Supervisor. (28)

*(An asterisked item represents the cover sheet to a document that exceeds 25 pages. The complete document is available at the Clerk's Office, Room 244, City Hall.)



City and County of San Francisco

San Francisco Department of Public Health ^{BOS-11} ^{page} ^{COB}

Barbara A. Garcia, MPA
Director of Health

April 26, 2013

The Honorable Mayor Lee
Mayor, City and County of San Francisco
1 Dr. Carlton B. Goodlett Place, Room 200
San Francisco, CA 94102

Angela Calvillo, Clerk of the Board
Board of Supervisors
1 Dr. Carlton B. Goodlett Place, Room 244
San Francisco, CA 94102

Ben Rosenfield, Controller
1 Dr. Carlton B. Goodlett Place, Room 316
San Francisco, CA 94102

RE: Membership List - Fiscal Years 2013-14 and 2014-15

Ladies and Gentlemen:

As required by San Francisco Administrative Code, Section 16.6, I am submitting the annual list of membership organizations for Fiscal Years 2013-14 and 2014-15. If you have any questions on this report, please contact me at 554-2610.

Sincerely,

Greg Wagner
Chief Financial Officer
Dept. of Public Health

Attachment

RECEIVED
BOARD OF SUPERVISORS
SAN FRANCISCO
2013 MAY -8 AM 10:10
SAG

7

DEPARTMENT OF PUBLIC HEALTH
Membership Organizations
FY 13-15

<u>New and Continuing DPH Membership Organizations</u>	<u>FEE for FY 13-14</u>	<u>FEE for FY 14-15</u>
Leading Age California (formerly known as Aging Services of California)	\$ 5,000	\$ 5,000
UCHAPS - Urban Coalition for HIV/AIDS Prevention Services	\$ 10,000	\$ 10,000
Alliance to Protect 340B	\$ 10,000	\$ 10,000
American Association of BioAnalysts	\$ 1,500	\$ 1,500
American Association of Nurse Assessment Coordinators (AANAC)	\$ 1,100	\$ 1,100
American Association of Nursing Executives	\$ 400	\$ 400
American Board of Industrial Hygiene	\$ 200	\$ 200
American College of Health Care Executives	\$ 1,625	\$ 1,625
American Industrial Hygiene Association	\$ 200	\$ 200
American Conference of Governmental Industrial Hygienists (ACGIH)	\$ 600	\$ 600
American Dietetic Association New Name: Academy of Nutrition & Dietetics	\$ 720	\$ 720
American Health Consultants	\$ 499	\$ 499
American Healthcare Association of Radiology Administrators	\$ 150	\$ 150
American Hospital Association (AHA) / California Hospital Association (CHA) or CAHHS	\$ 88,817	\$ 88,817
American Journal of Psychiatry	\$ 230	\$ 230
American Occupational Therapy Association	\$ 100	\$ 100
American Pharmaceutical Association	\$ 250	\$ 250
American Physical Therapy Association	\$ 210	\$ 210
American Public Health Association (APHA)	\$ 940	\$ 940
American Society for Microbiology	\$ 1,000	\$ 1,000
American Society of Health-System Pharmacists	\$ 440	\$ 440
American Society of Tropical Medicine and Hygiene (ASTMH)	\$ 195	\$ 195
American Speech and Hearing Association (ASHA)	\$ 400	\$ 400
American Thoracic Society	\$ 375	\$ 375
Association of American Medical Colleges	\$ 16,115	\$ 16,115
Association of Bay Area Health Officers (ABAHO)	\$ 600	\$ 600
Association of California Nurse Leaders (ACNL)	\$ 2,560	\$ 2,560
Association of Professionals in Infection Control & Epidemiology	\$ 175	\$ 175
Association of Public Health Laboratories	\$ 1,000	\$ 1,000
Baby Friendly USA, Inc.	\$ 1,050	\$ 1,050
Bay Area Automated Mapping Association	\$ 25	\$ 25
Bay Area Mass Prophylaxis Working Group (BAMPWG)	n/a	n/a
Bay Area Regional Health Inequities Initiative	\$ 1,000	\$ 1,000
Beacon Health Institute/HCPRO	\$ 795	\$ 795
Biological Therapies	\$ 86	\$ 86
Board of Certified Safety Professionals	\$ 390	\$ 390
Board of Registered Nurses	\$ 600	\$ 600
Building a Healthier San Francisco Collaborative	n/a	n/a
California Agricultural Commissioner and Sealers Association	\$ 2,000	\$ 2,000
California Association for Health Services at Home (CAHSAH)	\$ 3,150	\$ 3,150
California Association of Communicable Disease Controllers	\$ 50	\$ 50
California Association of Healthcare Admissions Management (CAHAM) -- NEW	\$ 700	\$ 700
California Association of Hospital and Health Systems (CAHHS)	\$ 2,132	\$ 2,132
California Association of Hospital / Hospital Services for Continuing Care (HSCC)	\$ 1,050	\$ 1,050
California Association of Medical Staff Services (CAMSS)	\$ 35	\$ 35
California Association of Public Health Lab Directors	\$ 1,000	\$ 1,000
California Association of Public Hospitals and Health Systems	\$ 152,501	\$ 152,501
California Breastfeeding Coalition	\$ 200	\$ 200
California Conference of Environmental Health Directors	\$ 1,425	\$ 1,425
California Conference of Local Directors of Health Education (CCLDHE)	\$ 250	\$ 250
California Conference of Local Health Department Nutritionist	\$ 200	\$ 200
Directors of Public Health Nursing (formerly California Conference of Local Public Health Nursing Directors)	\$ 375	\$ 375
Directors of Public Health Nursing (formerly California Conference of Local Public Health Nursing Directors) Associate Membership	\$ 100	\$ 100
California Conference/Coalition of Local AIDS Directors (CCLAD)	\$ 50	\$ 50

DEPARTMENT OF PUBLIC HEALTH
Membership Organizations
FY 13-15

<u>New and Continuing DPH Membership Organizations</u>	<u>FEE for FY 13-14</u>	<u>FEE for FY 14-15</u>
California Dietetic Association	\$ 150	\$ 150
California Healthcare Association & Hospital Council of Northern and Central California (CHA/HCNCC)	\$ 270,498	\$ 270,498
California Healthy Cities Network	\$ 250	\$ 250
California Medical Association	\$ 610	\$ 610
California Mental Health Directors Association	\$ 61,272	\$ 61,272
California Pharmacists Association	\$ 390	\$ 390
California Psychology Internship Council (CAPIC)	\$ 650	\$ 650
California Society of Health-System Pharmacists	\$ 290	\$ 290
California TB Controllers Association	n/a	n/a
California WIC Association	\$ 1,500	\$ 1,500
California Worker's Compensation Institute	\$ 550	\$ 550
Cities Advocating Emergency AIDS Relief (CAEAR Coalition/Ryan White CARE Act Coalition)	\$ 7,500	\$ 7,500
Coast Agricultural Commissioners & Sealers Association.	\$ 200	\$ 200
College of American Pathologists	\$ 2,500	\$ 2,500
Commission of Dietetic Registration	\$ 300	\$ 300
Council of State and Territorial Epidemiologists (CSTE)	\$ 50	\$ 50
County Alcohol and Drug Program Administrators Association of California	\$ 8,220	\$ 8,220
County Health Executives Association of California (CHEAC)	\$ 10,838	\$ 10,838
County Regional Integrated Services System (CRISS)	\$ 6,700	\$ 6,700
County Tobacco Control Coordinators	\$ 1,000	\$ 1,000
ECRI Health Device Alerts	\$ 9,254	\$ 9,254
Gerontology Society of America	\$ 100	\$ 100
Health Affairs - New	\$ 423	\$ 423
Health Care Compliance Association - New	\$ 590	\$ 590
Health Officers Association of California	\$ 12,715	\$ 12,715
Healthcare Compliance Association (HCAA)	\$ 590	\$ 590
Healthcare Financial Management Association	\$ 3,000	\$ 3,000
Healthcare Information and Management Systems Society - NEW	\$ 140	\$ 140
Industrial Claims Association (ICA)	\$ 500	\$ 500
Institute for Medical Quality	\$ 650	\$ 650
International Board of Lactating Consultant Examiners (IBLCE)	\$ 650	\$ 650
International Lactation Consultant Association	\$ 400	\$ 400
International Society for Vaccines (ISV)	\$ 100	\$ 100
International Society of Travel Medicine (ISTM)	\$ 175	\$ 175
International Union Against Tuberculosis and Lung Disease (IUATLD)	\$ 80	\$ 80
KUMC Research Institute, Inc. / National Database of Nursing Quality Indicators (NDNQI)	\$ 5,600	\$ 5,600
March of Dimes	n/a	n/a
Maternal, Child & Adolescent Health Action	\$ 1,100	\$ 1,100
Medical Group Management Association/American College of Medical Practice Executive	\$ 365	\$ 365
Mosquito and Vector Control Association of California	\$ 1,080	\$ 1,080
National Association for Home Care (NAHC)	\$ 5,043	\$ 5,043
National Association of County and City Health Officials (NACCHO)	\$ 1,545	\$ 1,545
National Association of Medical Staff Services (NAMSS)	\$ 335	\$ 335
National Association of Public Hospitals and Health Systems	\$ 45,200	\$ 45,200
National Coalition of STD Directors (NCSD)	\$ 2,500	\$ 2,500
National Consortium of Breast Centers	\$ 250	\$ 250
National Fire Protection Association	\$ 115	\$ 115
National Foundation for Trauma Care/Trauma Center of America	\$ 5,000	\$ 5,000
National Health Care for the Homeless Council	\$ 1,000	\$ 1,000
National Hospice & Palliative Care Organization	\$ 249	\$ 249
National Minority Aids Council	\$ 2,500	\$ 2,500
National Safety Council	\$ 315	\$ 315
National TB Controllers Association	\$ 75	\$ 75
National WIC Association (NWA)	\$ 500	\$ 500
Natural Medicines Comp.Database Web Access	\$ 92	\$ 92
Neuroscience Education Institute	\$ 199	\$ 199
Northern California Health Information Management Systems Society	\$ 260	\$ 260

DEPARTMENT OF PUBLIC HEALTH
Membership Organizations
FY 13-15

<u>New and Continuing DPH Membership Organizations</u>	<u>FEE for FY 13-14</u>	<u>FEE for FY 14-15</u>
Northern California Association of Directors of Volunteer Services	\$ 120	\$ 120
Pharmacy Technician's Letter	\$ 219	\$ 219
Psychiatry Drug Alerts	\$ 89	\$ 89
Safety Net Hospitals for Pharmaceutical Access	\$ 7,500	\$ 7,500
San Francisco Chamber of Commerce	\$ 8,145	\$ 8,145
San Francisco Hep B Free	n/a	n/a
San Francisco Immunization Coalition (SFIC)	n/a	n/a
San Francisco Medical Society	\$ 6,390	\$ 6,390
Society for Nutrition Education	\$ 225	\$ 225
Society for Healthcare Epidemiology of America	\$ 225	\$ 225
Society of Public Health Educators	\$ 500	\$ 500
Stanford University / California Perinatal Quality Care Collaborative (CPQCC)	\$ 5,500	\$ 5,500
Trauma Managers Association of California	\$ 75	\$ 75
Trauma Resource Network	\$ 1,500	\$ 1,500
UCSF Center for the Health Professions (Regents of University of CA, CHCLN-CA Health Care Leaders Network)	\$ 500	\$ 500
University Health System Consortium Services Corporation (UHCSC)	\$ 92,000	\$ 92,000
Wilderness Medical Society (WMS)	\$ 195	\$ 195
NPDES Coalition Assessment Mosquito and Vector	\$ 360	\$ 360
NCS Membership	\$ 40	\$ 40
DPH Memberships To Be Discontinued in FY 2013-14		
San Francisco Adult Day Health Network		
Society of General Internal Medicine		
UCSF Association of Clinical Faculty		



Document is available
at the Clerk's Office
Room 244, City Hall

THE OFFICE OF CITIZEN COMPLAINTS

2012 ANNUAL REPORT

Included In This Document

Comprehensive Statistical Report
Comparative Overview of Caseload
Caseload Summaries 1993-2012
How Complaints Were Received
Demographic Characteristics of Complainants
Types of Allegations Received and Closed
Complaints and Allegations by Unit
Findings In Allegations Closed
Days to Close – Closed and Sustained Cases
Investigative Hearings And Mediations
Status of OCC Cases – Year 2011
Status of OCC Cases – Year 2012
Caseloads, Closures and Distribution by Investigator
Presented by: Joyce M. Hicks, Executive Director
Compiled by: Joyce M. Hicks, Chris Wisniewski,
Charles Gallman, Inés Vargas-Fraenkel, Erick Baltazar,
Samara Marion, Linda Taylor, Donna Salazar, and Pamela Thompson

Commissioners
Michael Sutton, President
Monterey
Richard Rogers, Vice President
Santa Barbara
Jim Kellogg, Member
Discovery Bay
Jack Baylis, Member
Los Angeles
Vacant, Member

STATE OF CALIFORNIA
Edmund G. Brown Jr., Governor

Fish and Game Commission



BOS-11 cpage
Sonke Mastrup, Executive Director
1416 Ninth Street, Room 1320
Sacramento, CA 95814
(916) 653-4899
(916) 653-5040 Fax
www.fgc.ca.gov

RECEIVED
BOARD OF SUPERVISORS
SANTA BARBARA
2013 MAY -6 PM 3:56

May 1, 2013

TO ALL INTERESTED AND AFFECTED PARTIES:

This is to provide you with a copy of the notice of proposed regulatory action relative to sections 190 and 195, Title 14, California Code of Regulations, relating to commercial fishing activity reports and commercial passenger fishing vessel logbooks, which will be published in the California Regulatory Notice Register on May 3, 2013.

Please note the dates of the public hearings related to this matter and associated deadlines for receipt of written comments.

Captain David Bess, Law Enforcement Division, Department of Fish and Wildlife, phone (916) 651-9982, has been designated to respond to questions on the substance of the proposed regulations.

Sincerely,

Sheri Tiemann
Sheri Tiemann
Staff Services Analyst

Attachment

**TITLE 14. Fish and Game Commission
Notice of Proposed Changes in Regulations**

NOTICE IS HEREBY GIVEN that the Fish and Game Commission (Commission), pursuant to the authority vested by sections 7071, 7920, 7923, 7924, 8026 and 8587.1 of the Fish and Game Code and to implement, interpret or make specific sections 7055, 7056, 7058, 7060, 7120, 7850, 7923, 7924, 8026 and 8587.1 of said Code, proposes to amend sections 190 and 195, Title 14, California Code of Regulations, relating to Commercial Fishing Activity Reports and Commercial Passenger Fishing Vessel Logbooks.

Informative Digest/Policy Statement Overview

Section 190 to be amended.

Currently, Section 190 requires that log books be filled out for specified fisheries (e.g., trawl, trap, live bait, market squid, commercial passenger vessels, etc.). These daily records are turned in monthly to the department and used to assist the management of these fisheries. Current wording in Section 190, proposed for deletion, requires logs to be completed "before the end of a trip, at the time of sale of the catch or at the end of each day's fishing." This language can be confusing for those filling out the records and for the wildlife officer trying to enforce the regulations. Proposed new wording in subsection 190(b) of "immediately when any of the following first occurs: (1) prior to passengers or crew disembarking from the vessel, or (2) at the time of receipt, purchase, or transfer of fish, or (3) at the end of the calendar day (midnight) during fishing activity through the night" provides clear points in time when the records must be completed.

Section 195 to be amended.

The proposed changes in subsection 195(a) will delete and replace the existing Skipper's Log Book with updated forms entitled "COMMERCIAL PASSENGER FISHING VESSEL LOG" for Southern and Central/Northern California. The instructions explain when and how logs are to be filled out as well as when the logs are to be delivered to the department. The new logs will provide a new box for an entry of "No fishing activities for the month of: _____." All logbooks are valuable to the management of the fisheries and assist the department in determining catch beneficial to fishermen.

There are times when a licensed Commercial Passenger Fishing Vessel (CPFV) operator may take out nonpaying customers or friends out on a fishing venture. It is recommended in this proposal with the addition of subsection 195(a)(5) that a licensed CPFV be required to keep logbook records when on a fishing trip, whether or not the trip involves paying or nonpaying fishing customers. This would also give a better data base tracking all fish caught on CPFV's.

Currently in subsection 195(e)(5) the regulation, in part, specifies "operating under authority of a license issued pursuant to", this language is proposed for deletion and will be replaced by "licensed under" which clarifies the meaning of the provision.

The Commission expects that proposed amendments and additions to the regulations concerning fishing activity records will provide a non-monetary benefit by improving the monitoring and reporting of the take of ocean fish by CPFV. The Commission does not anticipate significant non-monetary benefits to the protection of public health, worker safety, the prevention of discrimination, the promotion of fairness and social equity, or to the increase in openness and transparency in business and government.

The proposed regulations are neither inconsistent nor incompatible with existing state regulations. No other agency has authority to adopt fishing log book regulations.

NOTICE IS GIVEN that any person interested may present statements, orally or in writing, on all options relevant to this action at a hearing to be held in University of California Los Angeles (UCLA), De Neve Plaza Building, 351 Charles E. Young Drive – West, Los Angeles, California, on Wednesday, May 22, 2013 at 8:30 a.m., or as soon thereafter as the matter may be heard.

NOTICE IS ALSO GIVEN that any person interested may present statements, orally or in writing, on all actions relevant to this action at a hearing to be held at the Department of Consumer Affairs, 1747 North Market Boulevard, Sacramento, CA, on Wednesday, June 26, 2013 at 8:30 a.m., or as soon thereafter as the matter may be heard. It is requested, but not required, that written comments be submitted on or before June 14, 2013 to be included in the Commissioners' briefing materials at the address given below, or by fax at (916) 653-5040, or by e-mail to FGC@fgc.ca.gov. **Written comments mailed, faxed or e-mailed to the Commission office, must be received before 12:00 noon on June 25, 2013 to be delivered by staff to the meeting; or be presented to Commission staff at the meeting no later than the agenda item is heard on June 26, 2013, in Sacramento, CA.** If you would like copies of any modifications to this proposal, please include your name and mailing address.

The regulations as proposed in ~~strikeout~~-underline format, as well as an initial statement of reasons, including environmental considerations and all information upon which the proposal is based (rulemaking file), are on file and available for public review from the agency representative, Sonke Mastrup, Executive Director, Fish and Game Commission, 1416 Ninth Street, Box 944209, Sacramento, California 94244-2090, phone (916) 653-4899. Please direct requests for the above mentioned documents and inquiries concerning the regulatory process to Sheri Tiemann at the preceding address or phone number. **David Bess, Captain, Law Enforcement Division, Department of Fish and Wildlife, telephone (916) 651-9982, has been designated to respond to questions on the substance of the proposed regulations.** Copies of the Initial Statement of Reasons, including the regulatory language, may be obtained from the address above. Notice of the proposed action shall be posted on the Fish and Game Commission website at <http://www.fgc.ca.gov>.

Availability of Modified Text

If the regulations adopted by the Commission differ from but are sufficiently related to the action proposed, they will be available to the public for at least 15 days prior to the date of adoption. Circumstances beyond the control of the Commission (e.g., timing of Federal regulation adoption, timing of resource data collection, timelines do not allow, etc.) or changes made to be responsive to public recommendation and comments during the regulatory process may preclude full compliance with the 15-day comment period, and the Commission will exercise its powers under Section 202 of the Fish and Game Code. Regulations adopted pursuant to this section are not subject to the time periods for adoption, amendment or repeal of regulations prescribed in Sections 11343.4, 11346.4 and 11346.8 of the Government Code. Any person interested may obtain a copy of said regulations prior to the date of adoption by contacting the agency representative named herein.

If the regulatory proposal is adopted, the final statement of reasons may be obtained from the address above when it has been received from the agency program staff.

Impact of Regulatory Action/Results of the Economic Impact Analysis

The potential for significant statewide adverse economic impacts that might result from the proposed regulatory action has been assessed, and the following initial determinations relative to the required statutory categories have been made:

- (a) Significant Statewide Adverse Economic Impact Directly Affecting Businesses, Including the Ability of California Businesses to Compete with Businesses in Other States:

The proposed action will not have a significant statewide adverse economic impact directly affecting business, including the ability of California businesses to compete with businesses in other states. This proposal only clarifies wording in the logbook as well as reporting requirements. It does not limit any take of interfere with the ability to make money.

- (b) Impact on the Creation or Elimination of Jobs Within the State; the Creation of New Businesses or the Elimination of Existing Businesses, or the Expansion of Businesses in California; Benefits of the Regulation to the Health and Welfare of California Residents, Worker Safety, and the State's Environment:

The Commission does not anticipate any impacts on the creation or elimination of jobs, the creation of new business, the elimination of existing businesses or the expansion of businesses in California.

The proposed amendments to the regulations do not have foreseeable benefits to the health and welfare of California residents or to worker safety.

The proposed regulations should benefit the State's environment by improving reporting of fish take in the California waters and the resultant analysis and recommendations that the Department may make.

The Commission expects that proposed amendments and additions to the regulations concerning fishing activity records will provide a non-monetary benefit by improving the monitoring and reporting of the take of ocean fish by CPFV.

- (c) Cost Impacts on a Representative Private Person or Business:

The agency is not aware of any cost impacts that a representative private person or business would necessarily incur in reasonable compliance with the proposed action.

- (d) Costs or Savings to State Agencies or Costs/Savings in Federal Funding to the State:

None.

- (e) Nondiscretionary Costs/Savings to Local Agencies: None.

- (f) Programs mandated on Local Agencies or School Districts: None.

- (g) Costs Imposed on Any Local Agency or School District that is required to be Reimbursed Under Part 7 (commencing with Section 17500) of Division 4, Government Code: None.

(h) Effect on Housing Costs: None.

Effect on Small Business

It has been determined that the adoption of these regulations may affect small business. The Commission has drafted the regulations in Plain English pursuant to Government Code sections 11342.580 and 11346.2(a)(1).

Consideration of Alternatives

The Commission must determine that no reasonable alternative considered by the Commission, or that has otherwise been identified and brought to the attention of the Commission, would be more effective in carrying out the purpose for which the action is proposed, would be as effective and less burdensome to affected private persons than the proposed action, or would be more cost-effective to the affected private persons and equally effective in implementing the statutory policy or other provision of law.

FISH AND GAME COMMISSION

Dated: April 23, 2013

Sonke Mastrup
Executive Director

B05-11
cpage

Commissioners
Michael Sutton, President
Monterey
Richard Rogers, Vice President
Santa Barbara
Jim Kellogg, Member
Discovery Bay
Jack Baylis, Member
Los Angeles
Vacant, Member

STATE OF CALIFORNIA
Edmund G. Brown Jr., Governor

Sonke Mastrup, Executive Director
1416 Ninth Street, Room 1320
Sacramento, CA 95814
(916) 653-4899
(916) 653-5040 Fax
www.fgc.ca.gov

Fish and Game Commission



RECEIVED
BOARD OF SUPERVISORS
SAN FRANCISCO
2013 MAY -6 PM 3:56
Bill

May 3, 2013

TO ALL INTERESTED AND AFFECTED PARTIES:

This is to provide you with a copy of the notice of proposed regulatory action relative to Sections 401 and 480, Title 14, California Code of Regulations, relating to Depredation Permit Application and Form, and Bobcat Depredation, which will be published in the California Regulatory Notice Register on May 3, 2013.

Please note the dates of the public hearings related to this matter and associated deadlines for receipt of written comments.

Mr. Michael Randall, Regulations Unit, Department of Fish and Wildlife, (916) 653-4678, has been designated to respond to questions on the substance of the proposed regulations.

Sincerely,

Jon D. Snellstrom
Associate Governmental Program Analyst

**TITLE 14. Fish and Game Commission
Notice of Proposed Changes in Regulations**

NOTICE IS HEREBY GIVEN that the Fish and Game Commission (Commission), pursuant to the authority vested by sections 200, 202, 1050, 3960.2, 4150, 4181, and 4181.5, Fish and reference sections 3003.1, 3960, 3960.2, 4150, 4152, 4181, and 4181.5, Fish and Game Code; proposes to Amend Section 401 and Repeal Section 480, Title 14, California Code of Regulations (CCR), relating to Depredation Permit Application and Bobcat Depredation.

Informative Digests/Policy Statement Overview

Existing law provides that depredation permits may be issued by the Department of Fish and Wildlife (department) for the purpose of protecting property being damaged by wildlife. Section 401 governs applications, issuance, and reporting requirements for depredation permits to take specific wildlife species, including bear, causing damage to property. The 2012 passage of SB 1221 (Lieu) placed limits on the use of dogs to pursue bear and bobcat, and specified additional requirements for those applicants issued a depredation permit allowing the use of dogs to pursue bear and bobcat. The commission proposes to amend Section 401 to improve the collection of depredation permit information and to make this section consistent with the new statute.

The proposed action modifies the method of application and permit issuance for take of specified depredating mammals including bobcat, and of depredating bear and bobcat taken with the use of dogs. The amendments to Section 401(a) will now require property owners to obtain permits and report the take of bobcat. Bobcat "in the act" of killing livestock can still be taken immediately, provided only that a permit is requested by the next working day. While the department doesn't expect a large number of depredation permits to be requested for bobcat, since there is no existing permit required for depredating bobcat, the demand for this permit is unknown at this time. The proposed amendments will enhance consistency with the Fish and Game Code (FGC) and allow for the collection of information regarding bobcat depredation throughout the state.

The depredation form currently specified in subsection 401(c) as Form FG WPB 543 (new 5/05) is out of date and available only on paper. Rather than requiring use of a specific form, the commission proposes to amend subsection 401(c) to allow the department to collect information needed from the applicant for the purpose of determining the necessity of the permit. A form will no longer be specified within the regulations thereby giving the department flexibility to adequately analyze applicant information and allow the department to issue site- and species-specific permits either electronically or on paper.

Language added to subsection 401(d)(1) will specify that steel-jawed leghold traps are prohibited in accordance with Section 3003.1 of the Fish and Game Code. Subsection 401(d)(1) will be further amended to delete the words "based upon safety considerations" in order to allow the department to consider additional factors when specifying the caliber and type of firearm and ammunition, archery equipment or crossbow used to take depredation animals. Additional factors may include effectiveness, humane treatment of wildlife, and minimizing threats to non-target wildlife.

The proposed amendment to subsection 401(f) would increase a violator's prohibition period for obtaining depredation permits from 12 to 24 months to be more consistent with the terms of probation in cases involving the illegal take of mammals.

Section 401 will be further amended to specify reporting requirements and requiring the presentation of bear skulls to the department for scientific analysis.

Section 480, Title 14, CCR, to be repealed.

Section 480 will be repealed since its provisions have either been superseded by SB1221 (Lieu, 2012) or will be replaced by the amended provisions of Section 401.

Non-monetary benefits to the public.

The commission expects that proposed amendments and additions to the regulations concerning depredation will provide a non-monetary benefit by improving the monitoring and reporting of the take of wildlife under a depredation permit. The commission does not anticipate significant non-monetary benefits to the protection of public health, worker safety, the prevention of discrimination, the promotion of fairness and social equity, or to the increase in openness and transparency in business and government.

Evaluation of incompatibility with existing regulations

The proposed regulations in this rulemaking action are neither inconsistent nor incompatible with existing state or federal regulations. The proposed amendments are needed to enhance clarity and to comply with the new statutory requirements of SB 1221 (Lieu, 2012).

NOTICE IS GIVEN that any person interested may present statements, orally or in writing, on all options relevant to this action at a hearing to be held in University of California Los Angeles (UCLA), De Neve Plaza Building, 351 Charles E. Young Drive – West, Los Angeles, California, on Wednesday, May 22, 2013 at 8:30 a.m., or as soon thereafter as the matter may be heard.

NOTICE IS ALSO GIVEN that any person interested may present statements, orally or in writing, on all options relevant to this action at a hearing to be held at the Department of Consumer Affairs, 1747 North Market Boulevard, Sacramento, California, on Wednesday, June 26, 2013 at 8:30 a.m., or as soon thereafter as the matter may be heard. It is requested, but not required, that written comments be submitted on or before June 21, 2013 to be included in the Commissioners' briefing materials, at the address given below, or by fax at (916) 653-5040, or by e-mail to FGC@fgc.ca.gov. **Written comments mailed, faxed or e-mailed to the Commission office, must be received before 12:00 noon on June 25, 2013 to be delivered by staff to the meeting; or be presented to Commission staff at the meeting no later than the agenda item is heard on June 26, 2013, in Sacramento, CA.** If you would like copies of any modifications to this proposal, please include your name and mailing address.

The regulations as proposed in strikeout-underline format, as well as an initial statement of reasons, including all information upon which the proposal is based (rulemaking file), are on file and available for public review from the agency representative, Sonke Mastrup, Executive Director, Fish and Game Commission, 1416 Ninth Street, Box 944209, Sacramento, California 94244-2090, phone (916) 653-4899. Please direct requests for the above mentioned documents and inquiries concerning the regulatory process to Sonke Mastrup or Jon Snellstrom at the preceding address or phone number. **Mr. Michael Randall, Regulations Unit, Department of Fish and Wildlife, telephone (916) 653-4678, has been designated to respond to questions on the substance of the proposed regulations.** Copies of the Initial Statement of Reasons, including the regulatory language, may be obtained from the address above. Notice of the proposed action shall be posted on the Fish and Game Commission website at <http://www.fgc.ca.gov>.

Availability of Modified Text

If the regulations adopted by the Commission differ from but are sufficiently related to the action proposed, they will be available to the public for at least 15 days prior to the date of adoption. Circumstances beyond the control of the Commission (e.g., timing of Federal regulation adoption, timing of resource data collection, timelines do not allow, etc.) or changes made to be responsive to public recommendation and comments during the regulatory process may preclude full compliance with the 15-day comment period, and the Commission will exercise its powers under Section 202 of the Fish and Game Code. Regulations adopted pursuant to this section are not subject to the time periods for adoption, amendment or repeal of regulations prescribed in Sections 11343.4, 11346.4 and 11346.8 of the Government Code. Any person interested may obtain a copy of said regulations prior to the date of adoption by contacting the agency representative named herein.

If the regulatory proposal is adopted, the final statement of reasons may be obtained from the address above when it has been received from the agency program staff.

Impact of Regulatory Action/Results of the Economic Impact Analysis

The potential for significant statewide adverse economic impacts that might result from the proposed regulatory action has been assessed, and the following initial determinations relative to the required statutory categories have been made:

- (a) **Significant Statewide Adverse Economic Impact Directly Affecting Businesses, Including the Ability of California Businesses to Compete with Businesses in Other States:**

The proposed action will not have a significant statewide adverse economic impact directly affecting business, including the ability of California businesses to compete with businesses in other states.

- (b) **Impact on the Creation or Elimination of Jobs within the State, the Creation of new Businesses or the Elimination of Existing Businesses, or the Expansion of Businesses in California; Benefits of the Regulation to the Health and Welfare of California Residents, Worker Safety, and the State's Environment:**

The Commission does not anticipate any impacts on the creation or elimination of jobs, the creation of new business, the elimination of existing businesses, the expansion of businesses in California, or benefits to worker safety.

The proposed changes in Section 401 and the repeal of Section 480 will not impact jobs and/or businesses in California. SB 1221(Lieu) (FGC Section 3960.2(d)) prohibits compensation of individuals involved with the deprecation permit; therefore it is unlikely that any new business, or expansion, would be created.

Existing businesses, for example dog breeders and trainers, are not reliant on providing dogs solely for the take of the listed depredators, therefore any potential impact on the creation or elimination of jobs within the State is negligible.

The general provisions of amended Section 401 provide for a means to control animals causing damage or destroying, or immediately threatening to damage or destroy land or property. These sections in turn may benefit the health and welfare of California residents by clarifying conditions under which depredating animals may be taken.

The Commission anticipates benefits to the environment by identifying non-lethal methods prior to the issuance of a depredation permit, preventative measures to avoid depredation in the future, and improved reporting of take following issuance of a permit.

(c) Cost Impacts on Private Persons:

The Fish and Game Commission is not aware of any cost impacts that a representative private person or business would necessarily incur in reasonable compliance with this proposed action. There is no cost or fee collected by the department for the permit. Additional effort may be associated with the reporting requirements of SB 1221 (Lieu), but these costs are expected to be minor.

(d) Costs or Savings to State Agencies or Costs/Savings in Federal Funding to the State:

None

(e) Other Nondiscretionary Costs/Savings to Local Agencies:

None

(f) Programs Mandated on Local Agencies or School Districts:

None

(g) Costs Imposed on Any Local Agency or School District that is Required to be Reimbursed under Part 7 (commencing with Section 17500) of Division 4:

None

(h) Effect on Housing Costs:

None

Effect on Small Business

It has been determined that the adoption of these regulations may affect small business. The Commission has drafted the regulations in Plain English pursuant to Government Code sections 11342.580 and 11346.2(a)(1).

Consideration of Alternatives

The Commission must determine that no reasonable alternative considered by the Commission, or that has otherwise been identified and brought to the attention of the Commission, would be more effective in carrying out the purpose for which the action is proposed, would be as effective and less burdensome to affected private persons than the proposed action, or would be more cost-effective to the affected private persons and equally effective in implementing the statutory policy or other provision of law.

FISH AND GAME COMMISSION

Dated: April 23, 2013

Sonke Mastrup
Executive Director

From: Toy, Debbie [debbie.toy@sfgov.org]
Sent: Thursday, May 09, 2013 3:06 PM
To: Calvillo, Angela; BOS-Supervisors; BOS-Legislative Aides; Kawa, Steve; Leung, Sally; Howard, Kate; Drexler, Naomi; Falvey, Christine; Elliott, Jason; Campbell, Severin; Newman, Debra; sfdocs@sfpl.info; CON-EVERYONE; CON-CCSF Dept Heads; CON-Finance Officers
Subject: Controller's Office Report: FY 2012-13 Nine-Month Budget Status Report

The City and County of San Francisco Controller's Office has issued its Fiscal Year 2012-13 Nine-Month Budget Status Report. The report projects a surplus of **\$96 million**, an improvement of \$58 million over the six-month estimate, driven primarily by improvement in the City's general tax revenues. Departmental operations are showing a net operating surplus of \$32 million, driven by significant savings at the Human Services Agency but off-set by deficits at the Department of Public Health and the Fire Department. Surpluses are further increased by improved outlooks for real property transfer tax, property tax, payroll tax, sales tax and hotel tax. The projected surplus will be available to address a portion of the estimated shortfall for the coming two fiscal years.


<http://co.sfgov.org/webreports/details.aspx?id=1565>

CCSF Controller's Office
1 Dr. Carlton B. Goodlett Place
City Hall, Room 316
San Francisco, CA 94102
Tel: 415-554-7500
Fax: 415-554-7466
Email: controller@sfgov.org

City and County of San Francisco

Office of the Controller

FY 2012-13 Nine-Month Budget Status Report



May 9, 2013



City and County of San Francisco

Office of the Controller

FY 2012-13 Nine-Month Budget Status Report

May 9, 2013

Summary

The Controller's Office provides periodic budget status updates to the City's policy makers during the course of each fiscal year, as directed by Charter Section 3.105. This report provides the most recent expenditure and revenue information and projections for the fiscal year end. Expenditure and revenue information and projections as of March 31, 2013 are included, incorporating more current information up to the date of publication as available.

Table 1. FY 2012-13 Projected General Fund Variances to Budget (\$ Millions)

A. FY 2012-13 Starting Balance	
FY 2011-12 Ending Fund Balance	\$ 220.3
Appropriation in the FY 2012-13 Budget	(104.3)
Subtotal Starting Balance	116.0
B. Current Year Revenues and Expenditures	
Citywide Revenue Surplus	100.5
Baseline Contributions	(14.9)
Departmental Operations	32.1
Additional Projected Use of General Reserve	0.7
Subtotal Current Year Revenues and Expenditures	118.4
C. Withdrawals from / (Deposits) to Reserves	(24.4)
D. FY 2012-13 Projected Ending Balance	210.0
Balance Appropriated in the FY 2013-14 Budget	(103.6)
Replenishment of General Reserve	(10.3)
E. Projected Surplus / (Shortfall)	\$ 96.0

The projected surplus of \$96.0 million represents a \$57.7 million increase from the Six-Month Report Projection of \$38.3 million.

A. General Fund Starting Balance

The General Fund available fund balance at the end of FY 2011-12 was \$220.3 million. The budget appropriated \$104.3 million in FY 2012-13 and \$103.6 million in FY 2013-14, or \$12.4 million less than was ultimately available.

B. Current Year Revenues and Expenditures

Citywide Revenue Surplus

As shown in Table 2, Citywide revenues have improved by \$100.5 million compared to revised budget, primarily due to cash collections through March and higher than expected prior year revenue increasing the base for current year growth projections, resulting in improved outlooks for real property transfer tax, property tax, payroll tax, and sales tax. More information on these revenue trends is provided in Appendix 1.

Table 2. General Fund Citywide Revenues Variances to Budget (\$ Millions)

	Revised Budget	6-Month Projection	9-Month Projection	Surplus (Shortfall)
Property Tax	1,078.1	1,092.0	1,094.0	15.9
Payroll & Business Registration Tax	452.8	460.5	478.8	26.0
Sales Tax - Local 1% and Public Safety	200.7	203.1	204.6	3.9
Hotel Room Tax	194.0	198.3	190.9	(3.0)
Utility User & Access Line Taxes	134.9	134.0	133.9	(1.0)
Parking Tax	76.5	80.0	81.2	4.7
Property Transfer Tax	203.5	224.7	245.9	42.4
Interest Income	6.8	10.5	10.5	3.7
1991 Realignment Sales Tax/VLF	150.9	164.9	156.6	5.7
Motor Vehicle In-Lieu	-	0.8	0.8	0.8
Transfers In from Other Funds	156.6	157.9	157.9	1.4
State Revenue Loss Reserve	-	(15.0)	-	-
Total Citywide Revenues	2,654.6	2,711.6	2,755.2	100.5

Baseline Contributions

Table 3 shows that as a result of the improvement in discretionary revenues, projections for baseline and parking tax in-lieu transfers to the Municipal Transportation Agency (MTA), Public Library and Public Education Enrichment Fund are increased by a total of \$14.9 million compared to budget and \$4.9 million from the Six Month Report. Projected discretionary revenues increase the Children's Baseline funding requirement from \$115.2 million in the adopted budget to \$119.9 million, which is \$9.0 million below the \$128.9 million appropriated in the budget.

Table 3. General Fund Baseline and In-Lieu Transfers (\$ Millions)

	Budget	6-Month Projection	9-Month Projection	Surplus (Shortfall)
Aggregate Discretionary Revenues (ADR)	2,316.3	2,377.3	2,411.1	94.8
MTA Baseline 9.2% ADR	212.9	218.5	221.7	8.7
Library Baseline 2.3% ADR	53.0	54.3	55.1	2.2
Public Education Fund Baseline 0.3% ADR	6.7	6.9	7.0	0.3
Total Baseline Transfers	272.6	279.8	283.8	11.2
80% Parking Tax in Lieu Transfer to MTA	61.2	64.0	65.0	3.7
Total Baselines and In-Lieu Transfers	333.8	343.8	348.7	14.9

Departmental Operations

We project a net departmental operations surplus of \$32.1 million summarized in Table 4 below and further detailed and discussed in Appendix 2.

Table 4. FY 2012-13 Departmental Operating Summary (\$ Millions)

	Revenue Surplus / (Shortfall)	Uses Savings / (Deficit)	Net Surplus / (Deficit)
Net Shortfall Departments			
Public Health (1)	\$ (16.6)	\$ 7.8	\$ (8.8)
City Attorney	-	(0.7)	(0.7)
Fire Department	(8.0)	1.3	(6.7)
Public Defender	-	(0.7)	(0.7)
Subtotal Departments with Net Deficits	\$ (24.6)	\$ 7.7	\$ (16.9)
Net Surplus Departments			
Human Services Agency	\$ (0.2)	\$ 27.4	\$ 27.2
General City Responsibility	-	6.0	6.0
Recreation & Park	4.7	-	4.7
Juvenile Probation	0.9	1.0	1.8
City Planning	1.5	0.2	1.7
Controller	0.5	0.8	1.3
Assessor/Recorder	1.1	-	1.1
Treasurer/Tax Collector	0.6	0.3	0.9
Other Net Surplus	0.4	3.9	4.3
Subtotal Departments with Net Surpluses	\$ 9.4	\$ 39.6	\$ 49.0
Combined Total	\$ (15.3)	\$ 47.3	\$ 32.0

(1) Net deficit assumes increased General Fund transfer of \$7.2 million to Laguna Honda Hospital and San Francisco General Hospital.

Projected Use of General Reserve

This report assumes a pending supplemental appropriation of \$0.7 million for salary expenses at the Public Defender's Office is approved. Any uses of the Reserve require a budget year deposit of an equal amount into the Reserve to maintain required funding level, as shown in section D of Table 1 above. Table 5 below shows the supplemental appropriations using \$9.7 million of the General Reserve that have already been approved.

Table 5. Approved Supplemental Appropriations Using General Reserve (\$ Millions)

<u>Department</u>	
District Attorney and Status of Women	\$ 0.6
Treasurer/Tax Collector	2.6
Status of Women	0.1
Department of Public Health	3.1
Sheriff's Department	3.3
Approved Uses of General Reserve	\$ 9.7

C. Withdrawals from / Deposits to Reserves

A total of \$24.4 million is projected to be deposited into reserves, including a \$9.2 million to the Citywide Budget Savings Incentive Reserve due to projected FY 2012-13 departmental expenditure savings, \$4.7 million to the Recreation and Park Savings Incentive Reserve from surplus revenue at that department, and an increase of \$10.4 above budget in the amount of transfer tax deposited into the Budget Stabilization Reserve. A discussion of the status of reserves is included in Appendix 3.

D. Projected Ending Fund Balance: \$210.0 Million

Based on the above assumptions and projections, this report anticipates an ending available General Fund balance for FY 2012-13 of \$210.0 million, \$106.4 million above the \$103.6 million assumed in FY 2013-14.

E. Projected Surplus/ (Shortfall): \$96.0 Million

Of the projected ending fund balance of \$209.9 million, \$103.6 million has been assumed in the FY 2013-14 budget, and \$10.3 million is required to bring the General Reserve to required levels, leaving a projected surplus of \$96.0 million.

F. Other Funds

Special revenue funds are used for departmental activities that have dedicated revenue sources or legislative requirements that mandate the use of segregated accounts outside the General Fund. Some of these special revenue funds received General Fund baseline transfers and other subsidies.

Enterprise funds are used primarily for self-supporting agencies, including the Airport, Public Utilities Commission and the Port. The Municipal Transportation Agency receives a significant General Fund subsidy. Projected General Fund support requirements for these funds are included in the department budget projections in Appendix 2. Appendix 5 provides a table of selected special revenue and enterprise fund projections.

G. Redevelopment Agency Dissolution Effects Uncertain

The dissolution of Redevelopment Agencies became effective February 1, 2012 after courts upheld Assembly Bill 26, originally passed at the end of June 2011. The State enacted AB 1484 in June 2012 to clarify implementation details of ABx1 26.

Questions remain about the status of projects considered enforceable obligations and the amount of funds the State Department of Finance (DOF) may allow the Successor Agency to the San Francisco Redevelopment Agency to retain to fulfill those obligations. AB 1484 allows the DOF to review the Agency's planned uses of funds every six months. It is possible the State will require a significant portion of the Agency's fund balances be surrendered and distributed to the County's affected taxing entities, including the City and County of San Francisco, County Office of Education, Unified School District, City College, BART, and BAAQMD. This report assumes \$8.8 million in fund balances will be distributed.

The City and Successor Agency continue to work with the State on these matters. State decisions about the Successor Agency's ability to retain fund balances for housing and other projects are anticipated by May 19, 2013.

H. Projection Uncertainty Remains

In addition to uncertainties surrounding the impact of the dissolution of the San Francisco Redevelopment Agency, other projection uncertainties include:

- The potential for continued fluctuations in general tax revenues.
- The potential that property tax appeal decisions may require assumptions regarding set-asides for future refunds to be revised.
- The potential for liability associated with litigation against the City, including but not limited to lawsuits regarding disabled access to City facilities and services and as well as online travel companies' duty to remit hotel taxes on the retail prices of hotel rooms.
- The impact of adopted and future federal budget reductions remains unclear and difficult to forecast. It is possible these cuts could reduce current year revenues

I. Nine-month Overtime Report

Administrative Code Section 18.13-1 requires the Controller to submit overtime reports to the Board of Supervisors at the time of the Nine-month and Nine-month Budget Status Reports, and annually. Table A - 6 presents budgeted, actual, and projected Citywide overtime.

K. Appendices

1. General Fund Revenues and Transfers In
2. General Fund Department Budget Projections

3. Status of Reserves
4. Salaries and Benefits Reserve Update
5. Other Funds Highlights
6. Overtime Report

Appendix 1. General Fund Revenues and Transfers In

As shown in Table A1-1, total General Fund revenues are projected to be \$85.6 million above revised budget. Of this total, \$100.5 million is due to improvements in citywide revenue as discussed in this Appendix, offset by a \$15.2 million shortfall in departmental revenue discussed in Appendix 2.

The FY 2012-13 budget assumed continued moderate recovery in tax revenues throughout the fiscal year. Tax revenues projected to recover beyond budgeted levels include property, payroll, and property transfer taxes. These gains are partially offset by shortfalls in federal subventions, and charges for services. Selected revenues are discussed below.

Table A1-1: Detail of General Fund Revenue and Transfers In

GENERAL FUND (\$ Millions)	FY 2011-12		FY 2012-13			
	Year End Actual	Original Budget	Revised Budget	6-Month Projection	9-Month Projection	Surplus/ (Shortfall)
PROPERTY TAXES	\$ 1,059.2	\$ 1,078.1	\$ 1,078.1	\$ 1,092.0	\$ 1,094.0	\$ 15.9
BUSINESS TAXES						
Business Registration Tax	8.6	8.7	8.7	8.8	9.3	0.6
Payroll Tax	426.7	444.1	444.1	451.7	469.5	25.4
Total Business Taxes	435.3	452.8	452.8	460.5	478.8	26.0
OTHER LOCAL TAXES						
Sales Tax	117.1	121.7	121.7	121.9	121.9	0.2
Hotel Room Tax	188.7	194.0	194.0	198.3	190.9	(3.0)
Utility Users Tax	91.7	91.9	91.9	93.7	91.7	(0.2)
Parking Tax	76.6	76.5	76.5	80.0	81.2	4.7
Real Property Transfer Tax	233.6	203.5	203.5	224.7	245.9	42.4
Stadium Admission Tax	2.6	2.7	2.7	2.7	2.7	-
Access Line Tax	41.0	43.0	43.0	40.3	42.2	(0.8)
Total Other Local Taxes	751.3	733.3	733.3	761.6	776.6	43.3
LICENSES, PERMITS & FRANCHISES						
Licenses & Permits	9.2	9.5	9.5	9.5	9.5	-
Franchise Tax	15.8	15.9	15.9	16.1	16.1	0.2
Total Licenses, Permits & Franchises	25.0	25.3	25.3	25.6	25.6	0.2
FINES, FORFEITURES & PENALTIES	8.4	7.2	7.2	7.2	7.2	0.0
INTEREST & INVESTMENT INCOME	10.5	6.8	6.8	10.5	10.5	3.7
RENTS & CONCESSIONS						
Garages - Rec/Park	10.7	7.3	7.3	10.1	10.1	2.8
Rents and Concessions - Rec/Park	12.6	12.1	12.1	13.1	13.0	0.9
Other Rents and Concessions	3.3	2.0	2.0	2.0	2.2	0.2
Total Rents and Concessions	26.7	21.4	21.4	25.2	25.3	3.9
INTERGOVERNMENTAL REVENUES						
Federal Government						
Social Service Subventions	183.8	196.7	199.8	197.6	193.3	(6.5)
Other Grants & Subventions	12.5	2.1	3.6	3.3	3.6	-
Total Federal Subventions	196.4	198.8	203.4	200.8	197.0	-6.5
State Government						
Social Service Subventions	97.8	125.2	125.4	129.3	132.6	7.2
Health & Welfare Realignment - Sales Tax	111.9	112.2	112.2	126.2	129.2	17.0
Health & Welfare Realignment - VLF	28.1	38.6	38.6	38.6	27.4	(11.3)
Health & Welfare Realignment - CalWORKs MOE	25.5	25.6	25.6	25.6	25.6	-
Health/Mental Health Subventions	73.9	106.0	108.4	96.1	98.7	(9.7)
Public Safety Sales Tax	76.6	79.0	79.0	81.2	82.7	3.7
Motor Vehicle In-Lieu	0.8	-	-	0.8	0.8	0.8
Other Grants & Subventions	64.2	29.7	29.4	29.8	29.4	-
State Revenue Loss Reserve	0.0	-15.0	0.0	-15.0	0.0	-
Total State Grants and Subventions	478.6	501.3	518.7	512.7	526.4	7.7
CHARGES FOR SERVICES:						
General Government Service Charges	37.0	37.6	40.4	43.0	43.5	3.1
Public Safety Service Charges	23.5	24.2	23.2	23.2	23.3	0.1
Recreation Charges - Rec/Park	13.4	13.1	13.1	13.1	14.1	1.0
MediCal, MediCare & Health Service Charges	49.3	65.4	65.3	57.5	50.4	(14.9)
Other Service Charges	11.6	14.3	14.6	14.8	14.6	(0.0)
Total Charges for Services	134.8	154.7	156.6	151.7	145.9	-10.7
RECOVERY OF GEN. GOV'T. COSTS	11.1	12.1	12.1	12.1	12.1	(0.0)
OTHER REVENUES	15.5	18.3	25.5	20.7	26.1	0.6
TOTAL REVENUES	3152.8	3210.1	3241.2	3280.5	3325.4	84.2
TRANSFERS INTO GENERAL FUND:						
Airport	34.0	34.9	34.9	36.2	36.3	1.4
Other Transfers	83.6	121.1	114.7	121.7	114.7	-
Total Transfers-In	117.6	156.0	149.6	157.9	151.0	1.4
TOTAL GENERAL FUND RESOURCES	\$ 3,270.4	\$ 3,366.1	\$ 3,390.76	\$ 3,438.41	\$ 3,476.35	\$ 85.6

Property Tax revenue in the General Fund is projected to be \$1,094 million, or \$15.9 million above budget. This represents a \$2.0 million increase from the surplus projected in the Six-Month Report. The increase is primarily due to updated estimates of property tax-related reimbursements from the State's Educational Revenue and Augmentation Fund (ERAF), which only affect the General Fund. However, there was a decrease in the total amount of secured property tax billings which had the net effect of reducing the set asides for special revenue funds by \$0.3 million, as shown in the table below.

Property Tax Set Asides (\$ Millions)

	Original Budget	6-Month Projection	9-Month Projection	Variance
Children's Fund	44.7	45.4	45.3	(0.1)
Open Space Fund	37.3	37.8	37.7	(0.1)
Library Preservation Fund	37.3	37.8	37.7	(0.1)
Total	119.2	121.1	120.8	(0.3)

The Successor Agency to the San Francisco Redevelopment Agency (Successor Agency) will receive approximately \$110 million in property tax increment this fiscal year to pay for outstanding bonds and other enforceable obligations. Uncertainties remain regarding the fiscal impacts of State legislation ABx-1 26 resulting in the February 1, 2012 dissolution of the San Francisco Redevelopment Agency and AB 1484 "clean-up" legislation. The Successor Agency will likely surrender at least \$8.8 million to be redistributed to affected taxing entities within the County, and that amount is included in this report. Final decisions by the California Department of Finance about amounts from the Successor Agency's existing fund balances to be surrendered and redistributed are expected on May 19, 2013. Any amount above the assumed \$8.8 million redistribution would increase General Fund property tax revenues.

Business Tax revenues in the General Fund are projected to be \$26.0 million (5.7%) over budget, and \$18.3 million (4.0%) above the Six Month Report projection. Bureau of Labor Statistics data on private employment and average weekly wages in the first three quarters of tax year 2012 indicate total private wages increased by an average of 9.0% over the same quarters in the prior year. The projection assumes the rate of growth in the last quarter declines to 7.3% for year-end total of 8.5%. The current projection assumes an 8.5% rate of growth for payroll tax collections amongst all funds over FY 2011-12 actuals and is enough to trigger surplus payroll tax credits authorized by San Francisco Business and Tax Regulations Code 906E. The FY 2012-13 General Fund projected amount for payroll tax collections of \$469.5 million assumes approximately \$4.4 million of current year revenues will be deferred to pay for credits applied toward tax year 2013 returns.

Local Sales Tax revenues are projected to remain at Six Month Report projection levels, which is \$0.2 million over budget and 5.5% over prior year actual revenues. Cash collections in the first two quarters were up 4.9% from the same period prior year, due to increased taxable sales across nearly all categories with particularly strong performance in retail and food establishments such as restaurants, apparel stores, department stores, and food markets. In addition, new state laws affecting sales tax reporting for online retailers are anticipated to

increase local sales tax collections by approximately \$1.6 million, or 1.3%. After strong growth over the last six quarters, sales tax revenue growth is projected to slow to approximately 3.5% in the final two quarters of FY 2012-13.

Hotel Room Tax revenues allocated to the General Fund are projected to be \$3.0 million (1.6%) under budget and \$7.4 million (3.7%) less than the Six Month report. The decrease is a result of increased deferral amounts related to ongoing litigation described below. Economic drivers of hotel tax revenue remain strong showing a July through February increase in Revenue per Available Room (RevPAR, which is the combined effect of occupancy, average daily room rates, and room supply) of 11.9% over the same period in FY 2011-12. This current period RevPAR growth is on top of increases of 26% in FY 2011-12 and 15% in FY 2010-11. Current projections assume flattening revenue growth in the third and fourth quarters of FY 2012-13 consistent with industry forecasts for the San Francisco market area as the preceding years pushed RevPAR to historic highs.

San Francisco and a number of other jurisdictions in California and the U.S. are currently involved in litigation with online travel companies regarding the companies' duty to remit hotel taxes on the difference between the wholesale and retail prices paid for hotel rooms. Final year-end revenue will be either greater or less than our projection depending on developments with these lawsuits.

Utility Users Tax revenues are projected to be \$0.2 million (0.2%) under budget, \$2.0 million (2.1%) less than projected in the Six Month Report, and equal to prior year actual revenues. Overall changes are driven by a projected 2.1% increase in telephone user taxes due to increases in wireless telephone usage, offset by a projected 3.6% decrease in gas and electric user taxes due to reduced PG&E gas and electric revenue from commercial customers. The decline in PG&E gas revenues is partly a result of low natural gas prices, which declined sharply from their peak in 2008 at an annual average rate of 19% through 2012 due to increased supply from the development of shale gas resources. Water user tax revenue represents a small portion of total Utility User Tax, but is projected to increase 12.7% from the prior year due to continued annual rate increases.

Parking Tax revenues are projected to be \$4.7 million (6.1%) over budget, \$1.2 million (1.5%) above Six Month Report projections, and \$3.4 million (4.3%) above prior year revenues. Part of this increase is due to a miscategorization as payroll tax of \$1.2 million in parking tax collected in July 2012. This correction accounts for the additional \$1.2 million in revenue projected above the Six Month Report. On an economic basis, projected rates of growth in FY 2012-13 are 4.5% over budget and 2.8% over prior year revenues. Continued recovery in business activity and employment as reflected in increases to payroll and sales tax projections is driving increases in parking tax revenues. Parking tax revenues are deposited into the General Fund, from which an amount equivalent to 80% is transferred to the MTA for public transit as mandated by Charter Section 16.1110.

Real Property Transfer Tax (RPTT) revenues are projected to be \$245.9 million in FY 2012-13, \$42.4 million (20.8%) over budget, \$21.2 million (9.5%) over the Six Month Report projection and \$12.3 million (5.3%) above prior year actual revenues. Strong demand from institutional investors and owner-users for San Francisco real estate across all property types (office, hotel, retail, residential) has continued into FY 2012-13, due in large part to the continued

strengthening of underlying market fundamentals, such as strong tenant demand, rental rates, and occupancy rates, and the relative attractiveness of San Francisco real estate compared with other investment options worldwide.

In the first and second quarters of the fiscal year, high-value transactions (those greater than \$20 million, representing larger commercial sales) generated \$93.8 million in revenue, while transactions under \$20 million accounted for \$55.2 million in revenue. In the third quarter, they generated \$26.0 million and \$18.2 million respectively. In the fourth quarter the pace of high-value transactions is projected to maintain the relatively slow pace seen in the third quarter, generating \$26.7 million in revenue. Transactions of properties under \$20 million are expected to increase modestly to approximately \$26.0 million in revenue.

This revenue is one of the General Fund's most volatile sources and is highly dependent on a number of factors including investor interest, economic cycles, interest rates, and credit availability, all of which have been favorable for San Francisco real estate in the past 18 months. The pace of sales for the final quarter is projected to decline from prior year, consistent with receipts through March and the value of commercial properties known to be on the market and anticipated to close by fiscal year end.

Access Line Tax revenues are projected to be \$0.8 million (1.8%) under budget, \$1.9 million (4.7%) above the Six Month Report projection, and \$1.1 million (2.8%) above prior year actual revenues. The FY 2012-13 budget assumed that the declines in revenue during the previous two years would reverse in FY 2011-12, and included an increase of 4.6% over the prior year budget. However, FY 2011-12 ended slightly weaker than projected and year to date revenues through March were only 2.8% above the prior year. Access Line Tax revenues are projected to sustain this growth through the remainder of the fiscal year.

Interest & Investment Income is projected to be \$3.7 million over budget and flat from prior year actual revenues and Six Month Report projections. Average monthly pooled interest rates through March were 21% below prior year, however, revenues through March were 11% above prior year actual revenues due to increased cash in the pool.

State Grants and Subventions are projected to be \$9.2 million above revised budget due to increased Social Service subventions and Health and Welfare Sales Tax distributions offsetting declines in Health and Welfare Realignment Vehicle License Fee distributions and Health and Mental Health subventions. Growth in Health and Welfare Sales Tax Realignment includes \$14.0 million in unbudgeted Health and Welfare Realignment Sales Tax growth allocated for Social Services Caseload growth for fiscal years FY 2007-08 through FY 2011-12, and reallocation of Mental Health Realignment funds formerly allocated as Vehicle License Fee funding. Increases in Social Service subventions include an additional \$7.2 million in In Home Supportive Services funding. These increases are partially offset by reallocation of Health and Welfare Realignment Vehicle License Fee funding to Health and Welfare Sales Tax Realignment and the loss of \$16.2 million in State Plan Amendment revenues at the Department of Public Health.

Appendix 2. General Fund Department Budget Projections

Table A2-1. General Fund Supported Operations (\$ millions)

GENERAL FUND (\$ millions)	Uses Revised Budget (1)	Uses Projected Year-End	Revenue Surplus / (Shortfall)	Uses Savings / (Deficit)	Net Surplus / (Deficit)	Notes
PUBLIC PROTECTION						
Adult Probation	25.1	24.7	0.1	0.4	0.5	1
Superior Court	33.2	33.2	-	-	-	
District Attorney	37.9	37.6	(0.04)	0.3	0.3	2
Emergency Management	44.4	44.4	-	-	-	
Fire Department	303.7	302.4	(8.0)	1.3	(6.7)	3
Juvenile Probation	32.5	31.6	0.9	1.0	1.8	4
Public Defender	26.7	27.4	-	(0.7)	(0.7)	5
Police	421.3	421.3	-	-	-	
Sheriff	146.4	146.4	-	-	-	6
PUBLIC WORKS, TRANSPORTATION & COMMERCE						
Public Works	77.7	77.7	-	-	-	
Economic & Workforce Development	32.6	32.6	-	-	-	7
Board of Appeals	0.9	0.9	-	-	-	
HUMAN WELFARE & NEIGHBORHOOD DEVELOPMENT						
Children, Youth & Their Families	30.1	30.0	-	0.1	0.1	
Human Services	668.4	641.1	(0.2)	27.4	27.2	8
Environment	1.0	1.0	-	-	-	
Human Rights Commission	1.2	0.9	-	0.3	0.3	
County Education Office	0.1	0.1	-	-	-	
Status of Women	4.1	4.1	-	-	-	
COMMUNITY HEALTH						
Public Health	871.5	863.7	(16.623)	7.8	(8.8)	9
CULTURE & RECREATION						
Asian Art Museum	7.9	7.7	-	0.2	0.2	10
Arts Commission	11.9	11.9	-	-	-	
Fine Arts Museum	13.0	12.7	-	0.3	0.3	
Law Library	0.7	0.7	-	0.1	0.1	
Recreation and Park	79.8	79.8	4.7	-	4.7	11
Academy of Sciences	4.0	4.0	-	-	-	
GENERAL ADMINISTRATION & FINANCE						
City Administrator	64.3	64.3	0.3	-	0.3	
Assessor / Recorder	21.5	21.5	1.1	-	1.1	12
Board of Supervisors	13.0	12.7	(0.0)	0.3	0.3	13
City Attorney	8.9	9.6	-	(0.7)	(0.7)	14
Controller	14.8	14.0	0.5	0.8	1.3	15
City Planning	30.4	30.2	1.5	0.2	1.7	16
Civil Service Commission	0.6	0.6	-	-	-	
Ethics Commission	7.9	7.9	-	-	-	17
Human Resources	12.7	12.7	-	-	-	
Health Service System	0.6	0.6	-	-	-	
Mayor	13.8	13.8	-	-	-	
Elections	11.6	11.4	-	0.2	0.2	
Retirement System	2.0	2.0	-	-	-	
Technology	3.1	3.1	-	-	-	
Treasurer/Tax Collector	27.0	26.7	0.6	0.3	0.9	18
General City Responsibility	109.1	103.1	-	6.0	6.0	19
Transfer to All Other Special Revenue Funds	146.3	144.6	-	1.8	1.8	
General Fund Unallocated	0.0	0.0	-	-	-	
GENERAL CITY RESPONSIBILITIES	255.5	247.7	-	7.8	-7.8	
TOTAL GENERAL FUND	3,366.3	3,319.0	(15.2)	47.3	32.1	

(1) Including supplemental appropriations approved in the current year

Notes to General Fund Department Budget Projection

The following notes provide explanations for the projected variances for select departments' actual revenues and expenditures compared to the revised budget.

1. Adult Probation

The Adult Probation Department projects to end the fiscal year with a net surplus of \$0.5 million. Expenditure savings of \$0.4 million are expected due to lower than expected salary and benefits costs. The Department also projects a slight revenue surplus of \$0.1 million due to increased collection of probation fees.

2. District Attorney

The District Attorney's Office is projected to end the fiscal year with a net surplus of \$0.3 million. A slight revenue shortfall of \$0.04 million is offset by \$0.3 million in anticipated salary and fringe savings.

3. Fire Department

The Fire Department is projected to have a net deficit of \$6.7 million. A revenue shortfall of \$8.0 million is comprised of \$2.0 million less than budgeted ambulance system revenue and a change in timing of receipt of \$6.0 million in Ground Emergency Medical Transport (GEMT) ambulance fee reimbursement. GEMT is a state program established in 2011 by the passage of AB 679 to draw down federal funds for Medi-Cal patients. The claims process was initially projected to be finalized in March 2013 and reimbursement revenue received within FY 2012-13. Given delays at the state, however, revenues are projected to be realized in FY 2013-14 instead. Additionally, the Fire Department expects to receive a \$1.9 million increase in projected Prop 172 Public Protection Sales Tax revenue as referenced in Table A1-1.

Expenditure savings of \$1.3 are projected for non-personnel work orders. A supplemental appropriation request has been introduced to the Board of Supervisors to shift \$3.7 million of general funds from savings in regular salaries to cover over-expenditures in overtime, per Administrative Code Section 3.17. The Fire Department may require an additional supplemental appropriation if overtime expenditures exceed the approved supplemental appropriation.

4. Juvenile Probation

The Juvenile Probation Department projects to end the fiscal year with a net surplus of \$1.8 million due to surplus revenue of \$0.9 million, primarily driven by an increase in federal Title IV-E revenue. Expenditure savings of \$1.0 million are expected due to savings in salaries and benefits.

5. Public Defender

The Public Defender projects a \$0.7 million year-end deficit in the department's salary budget. A supplemental appropriation request to shift funding from General Fund Reserve to address this shortfall has been introduced and re-referred to the Budget and Finance Committee.

6. Sheriff

The Sheriff's Department projects to end the fiscal year on budget due to an approved supplemental appropriation of \$4.4 million, which addressed projected state revenue

shortfalls for boarding of prisoners and provided additional funding for overtime and worker's compensation expenses.

7. Economic and Workforce Development

The Office of Economic and Workforce Development projects to end the year within budget. This projection assumes that private fundraising will be provided equivalent to the City's costs of hosting the America's Cup, as assumed in the adopted budget. To the extent that final fundraising falls short of budget, and is not offset by an equivalent reduction in City costs, it will impact the General Fund. The Controller's Office will apprise the Mayor and Board of updates as they become available.

8. Human Services Agency

The Human Services Agency projects to end the fiscal year with a \$27.2 million surplus, an increase of \$8.2 million from the surplus reported at in the Six-Month Report. The surplus is due to \$27.4 million of projected expenditure savings and \$0.2 million in projected shortfalls in state and federal reimbursements. Due to lower than expected caseloads, the Agency is projecting revenue shortfalls of \$4.9 million for Foster Care and Adoption Aid programs, as well as \$3.9 million for other Aid programs. Revenue shortfalls are offset by projected expenditure savings of \$8.6 million in Adoption and Foster Care Aid and \$8.4 million in other Aid programs. Although a decrease in the projected number of cases and the associated decrease in expenditures usually result in a decrease in the amount of eligible state and federal reimbursements, the Agency is projecting an increase in state and federal reimbursements for In Home Supportive Services (IHSS) due to changes in the State's reimbursement policy. As a result of this policy change, the Agency is projecting a \$5.1 million revenue surplus with associated expenditure savings of \$2.1 million. The Agency is also projecting a revenue surplus of \$3.5 million and expenditure savings of \$8.3 million in all other non-Aid programs due to salary under-spending, contract savings, and delayed implementation of state policies. Additionally, the City received a one time unbudgeted allocation of \$14 million in Social Services Caseload growth for fiscal years FY 2007-08 through FY 2011-12 in October 2012.

Table A2.2. Human Services Agency FY 2012-13 Projection (\$ Millions)

	Sources Surplus/ (Shortfall)	Uses Savings/ (Deficit)	Net Surplus/ (Shortfall)
IHSS State Reimbursement	5.1	2.1	7.2
Adoption and Foster Care Aid	(4.9)	8.6	3.7
Other Aid Programs	(3.9)	8.4	4.5
All Other Programs	3.5	8.3	11.8
Total - All Funds	(0.2)	27.4	27.2

9. Public Health

The Department of Public Health projects ending the fiscal year with a net General Fund deficit of \$8.8 million. This deficit may be partially offset by year-end if potential revenues from prior-year settlements and other reimbursements are received in the current year.

Overall revenues are projected to be \$38.9 million less than budgeted and expenditures are projected to be \$30.1 million higher than budgeted. The Mayor and the Board of Supervisors approved a supplemental appropriation for the Department of Public Health in April 2013.

Table A2.3. Department of Public Health by Fund (\$ Millions)

	Sources Surplus/ (Shortfall)	Uses Savings/ (Deficit)	Net Surplus/ (Shortfall)
Public Health General Fund	(16.6)	0.5	(16.1)
Laguna Honda Hospital	(0.03)	(0.4)	(0.4)
San Francisco General Hospital	(22.3)	30.0	7.7
Total - All Funds	(38.9)	30.1	(8.8)

Public Health General Fund

The Department projects a net shortfall of \$16.1 million in Public Health General Fund programs, including community-oriented primary care, mental health, substance abuse, jail health and population health. These programs show a revenue shortfall of \$16.6 million. This includes \$16.2 million from a proposed State Plan Amendment to retroactively reimburse counties for uncompensated mental health expenditures which has yet to receive federal approval, partially offset by \$6.5 million in other favorable Short Doyle Medi-Cal operating revenues. Primary Care patient revenues are \$6.9 million below budget. Expenditures are \$0.5 million below.

Laguna Honda Hospital

The Department projects a \$0.4 million net deficit for Laguna Honda Hospital due to modest shortfalls in revenues and overexpenditures of \$0.2 million in salaries and \$0.7 million in nonpersonnel services, partially offset by \$0.5 million projected savings in materials and supplies purchases.

San Francisco General Hospital

The Department projects a \$7.7 million net surplus for San Francisco General Hospital following the approved supplemental appropriation. Patient revenues are projected at \$15.7 million above budget, offset by a \$5.6 million shortfall in capitation revenues and a \$2.4 million shortfall in federal revenues compared to budget, under the 1115 Medicaid waiver program. The revenue deficit also assumes the department will not receive \$30.0 million in revenues associated with intergovernmental transfer (IGT) programs that have not received federal approval. However, the department shows an equal corresponding expenditure savings of \$30.0 million since it will not have to make the transfers, and therefore this shortfall does not impact the department's bottom line general fund support. Several factors could improve this projection by year-end. SFGH is monitoring the possibility of a favorable prior-year settlement that could result in \$15 to \$20 million in federal revenue and released reserves, which has not been received as of the writing of this report and will likely not occur in the current fiscal year. In addition, two proposals are under consideration by the federal government that would restore reimbursement for county governments under the Medi-Cal

Section 1115 Waiver. However, it is uncertain whether these revenues will be finalized and received within the current fiscal year

10. Asian Art Museum

The Asian Art Museum projects a net savings of \$0.2 million, primarily due to unanticipated staff vacancies during the fiscal year.

11. Recreation and Parks

The Recreation and Park Department projects to end the fiscal year with a net surplus of \$4.7 million, primarily due to \$2.8 million in surplus garage revenue, \$1.3 million in additional Candlestick Park concession revenue, and better than anticipated field and facility rentals, and increased aquatics and recreation program fee revenue.

12. Assessor Recorder

The Assessor Recorder projects to end the fiscal year with a net surplus of \$1.1 million. The Department projects a revenue surplus of \$1.1 million, primarily driven by an increase in recording fees. Expenditures are expected to be on budget.

13. Board of Supervisors

The Board of Supervisors projects a net surplus of \$0.3 million, due to expenditure savings of \$0.3 million in salary savings. The department anticipates a slight revenue deficit of \$0.03 million due to reduced assessment appeals board fees.

14. City Attorney

The City Attorney's Office projects a net \$0.7 million year-end shortfall due to payments from General Fund departments below budgeted work order amounts. Savings in nonpersonnel expenditures and increased work order recoveries from enterprise departments in the final quarter of the year are expected to offset this shortfall.

15. Controller

The Controller's Office projects a net surplus of \$1.3 million. Savings are due to a revenue surplus of \$0.5 million from un-cashed stale checks and salary and fringe benefit expenditure savings of \$0.8 million.

16. City Planning

The City Planning Department projects to end the fiscal year with a net surplus of \$1.7 million. The Department projects a revenue surplus of \$1.5 million primarily driven by an increase in the volume of cases and building permits. The application intake fees are assessed based on estimated construction costs, and the Department is seeing a growing number of larger scale projects, thereby increasing revenue. The Department projects \$0.2 million in expenditure savings, primarily due to salary savings.

17. Ethics Commission

The Ethics Commission projects expenditures and revenues to be on budget. The Election Campaign Fund began the fiscal year with a balance of \$5.6 million, of which \$1.2 million has been withdrawn in the current fiscal year for public campaign financing payments for the November 2012 Supervisorial elections. This results in a projected fiscal year-end fund balance of \$4.4 million.

18. Treasurer/Tax Collector

The Treasurer/Tax Collector projects to end the fiscal year with a net surplus of \$0.9 million. The Department projects a revenue surplus of \$0.6 million, largely from delinquent tax collection fees, and \$0.3 million in expenditure savings in salaries and non-personnel services.

19. General City Responsibility

General City Responsibility contains funds that are allocated for use across various City departments. Retiree health care expenses are projected to be \$6.0 million under budget because actual 2013 retiree health care rates were lower than expected. The variance was due to largely to lower than expected utilization and savings from implementation of an Accountable Care Organization agreement, under which providers are incentivized to manage care to a fixed flat fee.

Appendix 3. Status of Reserves

Various code and Charter provisions govern the establishment and use of reserves. Reserve uses, deposits, and projected year-end balances are displayed in Table A3.1 and discussed in detail below.

Table A3.1 FY 2012-13 Selected Reserve Balances (\$ Millions)

	Starting Balance	Projected Deposits	Projected Withdrawals	Projected Ending Balance
General Reserve	\$ 32.2	\$ -	\$ (10.3)	\$ 21.8
Budget Savings Incentive Fund	22.4	9.4	(8.4)	23.4
Recreation and Park Savings Incentive Reserve	4.9	4.7	(1.7)	7.9
Rainy Day Economic Stabilization Reserve	31.1	-	(6.3)	24.8
Rainy Day One-Time Reserve	3.0	-	-	3.0
Budget Stabilization Reserve	74.3	28.2	-	102.5
Salary and Benefits Reserve	20.2	-	(20.2)	-
State Revenue Loss Reserve	15.0	-	(15.0)	-

General Reserve: To date, \$9.7 million in appropriations from the General Fund Reserve has been approved. This report assumes that the supplemental appropriation of \$0.7 million for salary expenditures at the Public Defender's Office and pending at the Board of Supervisors will be approved, and that there will be no further uses of the Reserve. The projected year-end balance of the Reserve is \$21.8 million.

These current year uses will require fiscal year 2013-14 deposits of an equal amount, or \$10.3 million, to maintain required funding levels. Pursuant to a financial policy approved by the Board of Supervisors in 2011 and codified in Administrative Code Section 10.60(b), year-end balances in the General Reserve are carried forward into subsequent years and thereby reduce the amount of future appropriations required to support minimum reserve requirements established by the policy. For the budget years 2013-14 and 2014-15, the policy requires the General Reserve to be no less than 1.25% and 1.5% of budgeted regular General Fund revenues, or approximately \$45 million and \$55 million, respectively, given currently available information regarding General Fund revenues.

Budget Savings Incentive Fund: The Citywide Budget Savings Incentive Fund (authorized by Administrative Code Section 10.20) receives 25% of year-end departmental expenditure savings to be available for one-time expenditures, unless the Controller determines that the City's financial condition cannot support deposits into the fund. At FY 2011-12 year-end, the Reserve balance was \$22.4 million from expenditure savings. Projected deposits of \$9.4 million and budgeted uses of \$8.4 million result in a projected yearend balance of \$23.4 million. Note that the current budget appropriated \$9.9 million of the balance for use in FY 2013-14.

Recreation and Parks Savings Incentive Reserve: The Recreation and Parks Saving Incentive Reserve, established by Charter Section 16.107(c), is funded by the retention of year-end new revenue and net expenditure savings by the Recreation and Parks Department. This Reserve ended FY 2011-12 with \$4.9 million, of which \$1.7 million was appropriated for FY 2012-13 uses and \$4.7 million is projected to be deposited, leaving a projected ending balance of \$7.9 million. Note that the current budget also appropriated \$2.3 million in uses for FY 2013-14.

Rainy Day Economic Stabilization Reserve: Charter Section 9.113.5 establishes a Rainy Day Economic Stabilization Reserve funded by 50% of excess of revenue growth in good years, which can be used to support the City General Fund and San Francisco Unified School District operating budgets in years when revenues decline. At the time the FY 2012-13 budget was prepared, the estimated reserve balance was \$25.1 million, and the budget assumed a \$6.3 million withdrawal from the Reserve for the benefit of the San Francisco Unified School District to offset the impact of declining State aid.

Due to higher than expected year end revenues, \$6.0 million was deposited into the reserve at FY 2011-12 year-end, bringing the current balance to \$31.1 million. On January 15, 2013, the Mayor introduced a supplemental appropriation to increase the allocation to \$7.8 million, or 25% of the current reserve balance, an increase of \$1.5 million over budget. This report assumes no action on this legislation in the current year, increasing the balance available for the School District in FY 2013-14, as long as withdrawal requirements are met.

Rainy Day One-Time Reserve: Charter Section 9.113.5 establishes a Rainy Day One-Time Reserve funded by 25% of excess revenue growth in good years, which can be used to one-time expenses. This Reserve began the year with \$3.0 million. No deposits or withdrawals are expected in FY 2012-13.

Budget Stabilization Reserve: Established in 2010 by Administrative Code Section 10.60(c), the Budget Stabilization reserve augments the Rainy Day Economic Stabilization Reserve. The Budget Stabilization Reserve is funded by the deposit each year of 75% of Real Property Transfer Taxes above the prior five-year average (adjusted for policy changes) and ending unassigned fund balance above that appropriated as a source in the subsequent year's budget. The current balance of the Reserve is \$74.3 million, which includes \$47.1 million deposited in FY 2011-12. Transfer tax revenues in the current year, adjusted for rate increases in November 2008 and November 2010, are projected to exceed the deposit threshold by \$37.5 million, resulting in a \$28.2 million deposit to the reserve, \$10.4 million more than budgeted. The projected ending balance for FY 2012-13 is \$102.5 million.

Salary and Benefits Reserve: Administrative Provisions Section 10.4 of the FY 2012-13 Annual Appropriation Ordinance (AAO) authorizes the Controller to transfer funds from the Salary and Benefits Reserve, or any legally available funds, to adjust appropriations for employee salaries and related benefits for collective bargaining agreements adopted by the Board of Supervisors. The Salary and Benefits Reserve had a fiscal year starting balance of \$20.2 million (\$7.1 million carried forward from FY 2011-12 and \$13.1 million appropriated in the FY 2012-13 Annual Appropriation Ordinance). As of May 5, 2013, the Controller's Office has transferred \$2.4 million to City departments and anticipates transferring the remaining amount to City departments by year-end, as detailed in Appendix 4.

Allowance for Other State Revenue Losses: Ordinances appropriating the entire balance of this reserve have been approved. The balance of the reserve is currently zero.

Appendix 4. Salary and Benefits Reserve Update

Table A4-1. Salary and Benefits Reserve (\$ millions)

SOURCES	
Adopted AAO Salary and Benefits Reserve	13.1
Remaining FY 2011-12 Salary and Benefits Reserve Balance	7.1
Total Sources	20.2
USES	
Transfers to Departments	
SEIU as needed temporary employees healthcare (Q1 - Q3)	1.5
Various Training, Tuition & Other Reimbursements	0.8
Visual Display Terminal Insurance (Q1 – Q3)	0.1
Total Transfers to Departments	2.4
Anticipated Allocations	
Police Wellness, Premium, and Compensatory Time payouts	10.3
Citywide Premium, Retirement and Severance payouts	2.0
Fire Wellness, Premium, and Compensatory Time payouts	1.1
Various Training, Tuition, and Other Reimbursements	2.3
Sheriff's Department	1.0
Retiree Health	1.0
Visual Display Terminal Insurance (Q4)	0.1
Total Remaining Allocations	17.8
 Total Uses	 20.2
 Net Surplus / (Shortfall)	 (0.0)

Appendix 5. Other Funds Highlights

Table A5-1. Other Fund Highlights, \$ Millions

	Prior Year		FY 2012-13						
	FY 2011-12 Year-End Available Fund Balance	Fund Balance Used in FY 12-13 Budget	Starting Available Fund Balance	Sources Surplus / (Shortfall)	Uses Savings / (Deficit)	Net Operating Surplus / (Deficit)	Estimated Year-end Fund Balance	Note	
SELECT SPECIAL REVENUE AND INTERNAL SERVICES FUNDS									
Building Inspection Operating Fund	\$29.7	\$0.0	\$29.7	\$13.0	\$2.0	\$15.0	\$44.6	1	
Children's Fund	\$7.0	\$0.6	\$6.4	\$0.6	\$0.2	\$0.8	\$7.2	2	
Children's Fund - Public Education Special Fund	\$2.1	\$0.7	\$1.4	\$0.3	(\$1.4)	(\$1.1)	\$0.3	3	
Convention Facilities Fund	\$30.0	\$10.0	\$20.0	\$0.0	\$8.5	\$8.5	\$28.5	4	
Golf Fund	\$0.0	\$0.0	\$0.0	(\$0.8)	\$0.8	(\$0.0)	\$0.0	5	
Library Preservation Fund	\$17.7	\$0.2	\$17.4	\$0.5	\$1.2	\$1.7	\$19.1	6	
Local Courthouse Construction Fund	(\$2.6)	\$1.0	(\$3.7)	(\$0.9)	\$0.0	(\$0.9)	(\$4.5)	7	
Open Space Fund	\$5.3	\$2.6	\$2.7	\$0.5	\$0.0	\$0.5	\$3.2	8	
Telecomm. & Information Systems Fund	\$7.5	\$3.0	\$4.5	\$0.0	(\$2.1)	(\$2.1)	\$2.4	9	
General Services Agency-Central Shops Fund	(\$0.1)	\$0.0	(\$0.1)	\$0.0	\$0.0	\$0.0	(\$0.1)	10	
SELECT ENTERPRISE FUNDS									
Airport Operating Fund	\$99.3	\$44.2	\$55.1	\$9.4	\$23.9	\$33.3	\$88.4	11	
MTA – Operating Funds	\$45.4	(\$0.1)	\$45.5	\$16.1	\$1.2	\$17.3	\$62.7	12	
Port Operating Fund	\$27.0	\$9.2	\$17.8	\$4.1	\$8.2	\$12.3	\$30.1	13	
PUC – Hetch Hetchy Operating Fund	\$76.1	\$36.5	\$39.6	(\$3.8)	\$15.1	\$11.3	\$50.9	14	
PUC – Wastewater Operating Fund	\$64.7	\$0.0	\$64.7	\$1.4	\$6.0	\$7.4	\$72.1	15	
PUC – Water Operating Fund	\$21.0	\$3.8	\$17.2	\$262.0	\$24.2	\$286.2	\$303.4	16	

Notes to Special Revenue, Internal Services and Enterprise Funds

Select Special Revenue & Internal Services Funds

1. Building Inspection Operating Fund

The Building Inspection Department operating fund began the year with \$29.7 million in available fund balance. The Department projects operating revenues to be \$13 million over budget, primarily due to increases in plan review and building permit fee revenue. The combined effect of an 8.7% increase in permit volume and 46.5% increase in valuation is a 25.9% increase in revenue. The Department projects expenditure savings of \$2.0 million, primarily due to unfilled positions, resulting in a projected fiscal year-end available fund balance of \$44.6 million.

2. Children's Fund

The Children's Fund began the fiscal year with \$6.4 million in available fund balance. Current year revenues are projected to be \$0.6 million better than budget due to estimated increases in Property Tax set-aside revenue. This revenue surplus and expenditure savings of \$0.2 million for services from other departments yield a projected year-end available fund balance of \$7.2 million.

3. Children's Fund – Public Education Special Fund

The Public Education Special Fund began the fiscal year with \$1.4 million in available fund balance. This balance is projected to be expended due to a \$1.4 million supplemental appropriation. Current year revenues are projected to be \$0.3 million over budget due to an increase in the General Fund baseline contribution, resulting in a projected year-end available balance of \$0.3 million.

4. Convention Facilities Fund

The Convention Facilities Fund began the fiscal year with \$20.0 million in available fund balance. Current year expenditure savings of \$8.5 million are due to debt service savings of which \$5.1 million is from the Moscone Improvements Project and \$3.4 million is from the sale of Moscone West variable rate bonds. Revenues are expected to be on budget for a projected ending fund balance of \$28.5 million.

5. Golf Fund

The Golf Fund began the fiscal year with no available fund balance. The Recreation and Parks Department projects revenues to be \$0.8 million less than expected due to the weather conditions in November and December 2012, and the continuing effect of economic downturn on municipal golf courses. This reduced revenue is projected to be offset by operating expenditure savings in the Golf Fund. There is no available fund balance expected at year-end.

6. Library Preservation Fund

The Library Preservation Fund began the fiscal year with \$17.4 million in available fund balance. The Department projects a revenue surplus of \$2.6 million due to increases in the Property Tax allocation and the General Fund baseline contribution. The Department projects expenditure savings of \$1.2 million primarily due to savings in salaries, materials and supplies, and other current expenses. Pursuant to San Francisco Charter Section 16.109, the Department would also return the General fund share of savings, resulting in a

reduction to the required baseline contribution of \$2.1 million, for a net revenue surplus of \$0.5 million. The result is an operating surplus of \$1.7 million and a projected fiscal year-end available fund balance of \$19.1 million.

7. Local Courthouse Construction Fund

The Local Courthouse Construction Fund began the year with a fund balance shortfall of \$3.7 million. Current year revenues are expected to be about \$0.9 million under budget due to continued declines in parking ticket surcharges deposited into this fund. This results in an anticipated year-end fund balance shortfall of \$4.5 million.

The fund supports debt service on the Certificates of Participation sold to support construction of the 400 McAllister Street courthouse and lease costs for the Community Justice Center at 575 Polk Street. The fund is expected to begin running an operating surplus in FY 2016-17, when debt service requirements are scheduled to drop by over \$2 million per year.

8. Open Space Fund

The Open Space Fund began the fiscal year with \$2.7 million in available fund balance. The Recreation and Park Department projects expenditures to be on budget and revenues to be \$0.5 million greater than budget due to increased Property Tax set-aside revenues. The net result is an operating surplus of \$0.5 million and a projected fiscal year-end available fund balance of \$3.2 million.

9. Telecommunication & Information Services Fund

The Telecommunication & Information Services Fund began the fiscal year with an available fund balance of \$4.5 million. The budget assumed \$3.0 million in use of fund balance as a step toward balancing over recoveries in prior years, however, the Department projects an additional \$2.1 million in expenditure under recoveries and a fiscal year-end available fund balance of \$2.4 million.

10. Central Shops Fund

The Central Shops fund began the year with an available fund balance of -\$0.1 million. The City Administrator projects The City Administrator projects expenditures and revenues to be on budget for a year-end shortfall of \$0.1 million.

Select Enterprise Funds

11. Airport Operating Fund

The Airport Operating Fund began the fiscal year with \$55.1 million in available fund balance. The Department is projecting a net revenue surplus of \$9.4 million, which consists of a \$10.4 million increase in concessions revenues and a \$5.6 million increase in aviation revenues, partially offset by a \$6.6 shortfall in non-operating revenue. The Department projects expenditure savings of \$23.9 million, driven by \$7.3 million in savings in non-personnel services, \$5.2 million in public safety costs, \$3.6 million savings in salaries, \$3.1 million in debt service savings and benefits, \$2.9 million in savings from services of other departments, and \$3.2 million in other savings. Expenditure savings are partially offset by a

\$1.4 million increase in the annual service payment to the City due to higher concession and other revenues. The projected year-end available fund balance is \$88.4 million.

12. Municipal Transportation Agency (SFMTA) Operating Funds

SFMTA began the fiscal year with \$45.5 million in available fund balance. The Agency projects a revenue surplus of \$16.1 million, including \$3.0 million surplus in transit fares, \$12.5 million in baseline tax transfers, and \$2.6 million from other sources, offset by a shortfall of \$2 million in traffic fines. The Agency projects net expenditure savings of \$1.2 million as \$17 million in excess personnel costs are expected to be offset by \$3.1 million in debt service savings, \$2.2 million savings in claim payments, and \$1.7 million in rent savings. Additionally, \$2.8 million in contracts, \$2.1 million in equipment and \$6.3 million in materials and supplies are expected to be mainly funded through non-operating sources (e.g. grants) currently in the operating budget. The result is a projected yearend balance of \$62.7 million. The Agency intends to revise the FY 2012-13 use of fund balance from -\$0.1 to zero, which will increase the balance to \$62.8 million.

13. Port Operating Fund

The Port Operating Fund began the fiscal year with \$17.8 million in available fund balance. The Department projects a \$4.1 million revenue surplus due mainly to \$1.9 million in increased real estate from rent and parking revenue, a \$1.5 million increase in planning and development revenue, and a \$0.7 million increase in maritime revenues as a result of higher cruise, cargo and ship repair volume. The Department projects \$8.2 million in expenditure savings consisting of \$2.3 million in debt service savings, \$2.4 million in salaries and benefits savings, \$1.7 million in non-personnel expense savings, \$1.1 million in annual project savings, and other savings. This results in a projected net operating surplus of \$12.3 million and a yearend available fund balance of \$30.1 million that will be used to support the Port's capital program and 15 percent operating reserve.

14. Public Utilities Commission – Hetch Hetchy Operating Fund

The Hetch Hetchy Operating Fund began the fiscal year with \$39.6 million in available fund balance, including the approved supplemental appropriation for the CleanPower SF program. The Department projects a net revenue shortfall of \$3.8 million due to lower power sales to City departments and Districts municipal loads. This shortfall is offset by \$15.1 million in projected expenditure savings primarily due to lower than expected power purchases from various sources and lower transmission fees, resulting in a projected net operating surplus of \$11.3 million and available year-end fund balance of \$50.9 million.

15. Public Utilities Commission – Wastewater Operations Fund

The Wastewater Operations Fund began the fiscal year with \$64.7 million in available fund balance. The Department projects revenue to be \$1.4 million higher than budget due to higher retail sewer service charges and increases in miscellaneous income. The Department projects \$6 million in expenditure savings primarily due to refunding 2013A bonds and unspent general reserve. This results in a projected net operating surplus of \$7.4 million and a year-end available fund balance of \$72.1 million.

16. Public Utilities Commission – Water Operating Fund

The Water Operating Fund began the fiscal year with \$17.2 million in available fund balance. Water Department revenues are projected to exceed budget by \$262.0 million because of the \$356.1 million BAWSCA prepayment offset by \$109 million in required debt defeasance. Other revenue increases are from better than expected retail water sales and wholesale water sales. The Department projects \$24.2 million in expenditure savings of \$10.1 million from 2012 Series C and D refunding debt issuances and \$13.4 million from the defeasance of the BAWSCA prepayment. Savings are partially offset by the Surety Bond replacement. The revenue increases and expenditure savings resulting in a projected net surplus of \$286.2 million and a year-end available fund balance of \$303.4 million.

Appendix 6. Overtime Report

Overtime Spending by Department (\$ Millions)¹

Department	FY 2011-12	FY 2011-12	FY 2011-12	FY 2012-13	July 2012	Straight	Surplus/ (Deficit)	FY 13 Projection from Prior Year Actuals \$ Million	Change from Prior Year Actuals Percent
	Revised Budget	Actual	Difference	Adj. Revised Budget	Through March 2013 Actual	Line Projection			
MTA									
Municipal Railway	\$ 31.8	\$ 53.2	\$ (21.4)	\$ 49.2	\$ 32.7	\$ 43.6	\$ (10.4)	\$ (9.6)	-18.1%
Parking & Traffic	1.8	2.5	(0.7)	1.2	1.6	2.1	(0.9)	(0.4)	-15.0%
Subtotal - MTA	33.6	55.7	(22.1)	50.4	34.3	45.7	(11.5)	(10.0)	-18.0%
Police									
General Fund Operations	13.2	10.7	2.5	12.5	8.6	11.7	0.8	1.0	9%
Special Law Enforcement Services (10B)	10.4	15.4	(5.0)	10.5	7.9	10.5	-	0.1	1%
Grants & Other Non-10B Special Revenues	2.4	2.1	0.3	2.4	1.8	2.4	-	0.3	14%
Airport	1.7	1.8	(0.1)	1.8	1.3	1.7	0.1	(0.1)	-5.7%
Subtotal - Police	26.7	24.9	1.8	27.2	19.8	26.5	0.9	1.4	5%
Public Health									
All Other Non-Hospital Operations	9.8	9.8	-	9.8	9.7	9.9	(0.1)	0.1	17.5%
SF General	5.1	5.1	-	5.8	4.0	5.5	0.5	0.2	4.6%
Laguna Honda Hospital	6.1	5.7	0.4	5.7	4.1	5.5	0.7	(0.2)	-4.1%
Subtotal - Public Health	21.0	20.6	0.4	21.3	17.8	20.9	0.6	0.1	1.2%
Fire²									
General Fund Operations	32.7	32.6	0.1	36.0	29.0	38.7	(2.7)	6.1	18.5%
Grants & Other Special Revenues	-	-	-	-	-	-	-	-	0.0%
Airport	2.8	2.8	0.0	2.7	2.1	2.8	(0.1)	-	0.0%
Port	0.3	0.2	0.1	0.4	0.2	0.3	0.1	0.1	32.6%
Subtotal - Fire	35.8	35.6	0.2	39.1	31.3	41.8	(2.7)	6.2	17.5%
Sheriff									
General Fund Operations	6.6	7.6	(1.0)	9.1	6.8	9.1	-	1.5	19.1%
Special Law Enforcement Services (10B)	-	-	-	1.3	0.9	1.2	-	1.2	N/A
Grants & Other Non-10B Special Revenues	0.5	0.8	(0.3)	0.3	0.7	0.9	(0.6)	0.1	18.7%
Subtotal - Sheriff	7.1	8.4	(1.3)	10.7	8.4	11.2	(0.6)	2.8	33.4%
Subtotal - Top 5	115.2	136.2	(21.0)	139.6	102.6	136.7	(8.1)	9.5	9.3%
Public Utilities Commission³									
Recreation & Park	1.4	1.4	0.3	1.3	0.6	0.8	0.5	(0.3)	-27.3%
Human Services Agency	0.2	0.6	(0.4)	0.3	0.5	0.7	(0.4)	0.1	16.7%
Fine Arts Museum	0.7	0.9	(0.2)	0.4	0.5	0.7	(0.3)	(0.2)	-21.2%
Public Works	2	1.5	0.5	1.5	1.3	1.7	(0.2)	0.2	13.3%
Juvenile Probation	1	0.9	0.1	0.9	0.9	1.2	(0.2)	0.5	33.3%
Airport Commission	2.5	2.2	0.3	2.6	1.8	2.4	0.2	0.2	9.1%
Elections	0.5	0.4	0.1	0.4	0.3	0.4	-	-	0.0%
Emergency Management	1.6	1.2	0.4	1.1	0.8	1.1	-	(0.1)	-8.3%
All Other Departments	5.0	2.9	2.1	2.0	2.7	3.6	(1.6)	0.7	24.4%
Total	136.4	154.1	(17.7)	145.3	116.4	155.2	(10.1)	1.1	0.7%
Top 5 % of Total		35.4%	118.8%	99.0%	68.1%	58.1%			
Change from Prior Year Actual	\$ 10.1	\$ (154.1)	\$ (0.0)	\$ (0.0)	\$ 1.3	\$ 1.3			
Total Gross Salaries (incl. Commission)	\$ 2,634.5			2,720.7	\$ 1,962.1	\$ 2,616.1			
Overtime as a % of Total Gross Salaries	1.8%			5.3%	5.9%	5.9%			

Notes

¹ Straight line expenditure projections do not reflect seasonal or operational factors

² Pending overtime supplemental before the Board of Supervisors

Staff Contacts

Michelle Allersma, Acting Director of Budget & Analysis Michelle.Allersma@sfgov.org

Theresa Kao, Budget Analyst, Theresa.Kao@sfgov.org

Deric Licko, Budget Analyst, Deric.Licko@sfgov.org

Devin Macaulay, Budget Analyst, Devin.Macaulay@sfgov.org

Drew Murrell, Revenue Manager, Drew.Murrell@sfgov.org

Risa Sandler, Budget Manager, Risa.Sandler@sfgov.org

Chris Trenchel, Budget Analyst, Chris.Trenchel@sfgov.org

Jamie Whitaker, Property Tax Manager, James.Whitaker@sfgov.org

BOS-11
cpage
ACK

President, Board of Supervisors
District 3



City and County of San Francisco

DAVID CHIU
邱信福
市參事會主席

RECEIVED
BOARD OF SUPERVISORS
SAN FRANCISCO

2013 MAY -9 AM 9:23

TO: Angela Calvillo, Clerk of the Board

FROM: Supervisor David Chiu

DATE: May 8, 2013

RE: Rescheduling Mayoral Question Time from May 14th to May 21th

Madam Clerk,

Due to a conflict in Mayor Lee's schedule, he is unable to participate in Mayoral Question Time on Tuesday, May 14th. As such, please reschedule his appearance at the Board of Supervisors to May 21st at 2pm.

Thank you for your prompt assistance in this matter.

###

David Chiu

6

Board of Supervisors

To: BOS-Supervisors; Wong, Linda (BOS)
Subject: File 130037 - renaming of SFO

From: Allen Jones [mailto:jones-allen@att.net]
Sent: Wednesday, May 08, 2013 10:16 AM
To: Board of Supervisors
Subject: renaming of SFO

To All members of the San Francisco Board of Supervisors

I was only one of the many voices who objected to adding the name Harvey Milk to SFO. However, I will not forget an otherwise great idea by Supervisor David Campos to rename SFO.

The mayor, supervisors and citizens whom are so use to San Francisco International or SFO should be encouraged to keep an open mind toward renaming SFO.

I also encourage all members of this board to view the film "Brother Outsider - The life of Bayard Rustin." I am determined to revisit this matter.

Allen Jones
(415) 756-7733
jones-allen@att.net
<http://casegame.squarespace.com>

From: Board of Supervisors
To: BOS-Supervisors; Miller, Alisa
Subject: FILE130442: Why I signed -- Let's get into the

From: Tom Bird [mailto:mail@change.org]
Sent: Wednesday, May 08, 2013 9:58 PM
To: Board of Supervisors
Subject: Why I signed -- Let's get into the

Dear San Francisco Board of Supervisors,

I just signed Dana S's petition "[Make fiber broadband a priority for San Francisco](#)" on Change.org.


Here's why I signed:

Let's get into the modern age of Internet.

Sincerely,
Tom Bird
San Francisco, California

There are now 2 signatures on this petition. Read reasons why people are signing, and respond to Dana S by clicking here:

<http://www.change.org/petitions/make-fiber-broadband-a-priority-for-san-francisco?response=9272c59f571d>



Board of Supervisors

To: BOS-Supervisors; BOS Legislation
Subject: File 130308: 706 Mission Project Letter of Support from Yerba Buena Alliance
Attachments: 706 Mission Project Support Letter Yerba Buena Alliance May 2013.pdf

From: Virginia Grandi [<mailto:virginia@yerbabuena.org>]
Sent: Tuesday, May 07, 2013 10:49 AM
To: Board of Supervisors
Subject: 706 Mission Project Letter of Support from Yerba Buena Alliance

To the San Francisco Board of Supervisors:

Thank you for accepting the attached letter of support on behalf of the Yerba Buena Alliance.

We would like to voice our support for the project and the Mexican Museum.

The Yerba Buena Alliance hopes you will approve the project.

Thank you.

Virginia Grandi
Yerba Buena Alliance
735 Market Street, 6th Floor
San Francisco, CA 94103
415.541.0312 phone
415.541.0160 fax
www.yerbabuena.org

Yerba Buena

ALLIANCE

May 7, 2013

President David Chiu and Members of the Board of Supervisors
City and County of San Francisco
1 Dr. Carlton B Goodlett Place #244
San Francisco, CA 94102
Re: Yerba Buena Alliance SUPPORT for the 706 Mission – Mexican Museum Project

Dear President Chiu and Supervisors,

On behalf of the Yerba Buena Alliance, we would like to voice our support for the Millennium Partners project at 706 Mission Street. The Yerba Buena Alliance believes stable and vibrant businesses; diverse and excellent cultural experiences along with beautiful and accessible public space contribute to the high quality of life in San Francisco and have been a change element for the Yerba Buena Neighborhood.

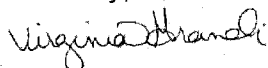
The Yerba Buena Alliance supports the 706 Mission development because it will at last achieve construction of the Mexican Museum planned in that location for over 20 years and add to the businesses and homes in the neighborhood. It will be a great addition to Yerba Buena and the 3rd Street corridor, preserve the historic Aronson building, and at last complete the Jessie Square Plaza. The revised traffic pattern for the Garage will also improve the hazardous traffic conditions now exist in that area.

The Yerba Buena Alliance is especially pleased that the project will provide for a permanent home for San Francisco's Mexican Museum within the Yerba Buena cultural area. The Museum will reinforce the area's art and culture offerings by bringing another venue where high quality art and culture institutions such as the SFMOMA, Contemporary Jewish Museum, Museum of the African Diaspora, Yerba Center for the Arts, Children's Creativity Museum, Cartoon Art Museum, California Historical Society and Yerba Buena Center for the Arts.

The Mexican Museum will add a much needed representation of Mexican, Latino and chicano heritage, art and culture, completing the range of the world civilizations represented in the city of San Francisco. With its 37-year history and collection of over 14,000 pieces including Pre-Hispanic, Colonial, Popular, Modern and Contemporary Mexican and Latino, and Chicano Art including the extensive Nelson Rockefeller donation will now be prominently shared with visitors and residents alike, this will also foster cultural appreciation and understanding. It will be a key resource for the City and the State of California in recognizing an important population.

On behalf of the Yerba Buena community and the Yerba Buena Alliances' Board, we look forward to your support to seeing this important project's completion for the enhancement of the City and its visitors.

Sincerely,



Virginia Grandi
Program Director

From: Board of Supervisors
Subject: FW: Clerk of the Board Customer Satisfaction Form

From: Board.of.Supervisors@sfgov.org [mailto:Board.of.Supervisors@sfgov.org]
Sent: Tuesday, May 07, 2013 11:53 PM
To: Board of Supervisors
Subject: Clerk of the Board Customer Satisfaction Form

To:Board.of.Supervisors@sfgov.org
Email:Board.of.Supervisors@sfgov.org
DIVISION_AGENCY:COB
TREATED_YOU:Strongly_Agree
VOICEMAIL:Does_Not_Apply
EMAIL_RESPONSE:Does_Not_Apply
QUESTIONS:Strongly_Disagree
ACCURATE_INFORMATION:Strongly_Disagree
BEHAVED_ETHICALLY:Strongly_Disagree
ANSWER_RESPONSE:Neutral
COMFORT_LEVEL:Unacceptable

ADDITIONAL_COMMENTS:Geachte, ik wil u via deze weg laten weten dat ik niet akkoord ga met de veroordeling tot de dood van de hond Chalie die jullie nu al vijf maand weg houden van zijn liefhebbende baasjes. Dat soort praktijken zou in ons land nooit toegestaan worden. Doe daar alstublieft iets aan. Hoogachtend, Annemie D'haene België. **TRANSLATION:** Dear, I want you to know that I do not agree with the sentencing to death of the dog Chalie that you already love his loving owners. Away five months this way Such practices would be in our country never allowed. Please do something about it. Sincerely, Annemie D'haene Belgium

NUMBER:
MAILING_ADDRESS:
CONTACT_EMAIL:annemiedhaene@gmail.com

From: Board of Supervisors
To: BOS-Supervisors
Subject: Masonic "Improvement"

From: cissywl@sbcglobal.net [mailto:cissywl@sbcglobal.net]

Sent: Tuesday, May 07, 2013 10:34 PM

To: Lee, Mayor; Board of Supervisors; Mar, Eric (BOS); Farrell, Mark; Supervisor London Breed; MTA Board; Ed Reiskin; Maria Lombardo; Tilly Chang

Subject: Masonic "Improvement"

Dear Mayor Lee, Supervisors, MTA Board members and Mr. Reiskin:

I am writing to express my strong opposition to the Masonic Avenue cycle track project. This project will increase congestion on Masonic, especially during rush hour and also with the increased traffic that will be generated by the new Target store, result in the loss of parking spaces for nearly 3/4 of a mile, increase pollution in the area, jeopardize public safety, and create a great hardship for neighborhood residents, especially those who live on or near Masonic. Ewing Terrace, a circular street off of Masonic, will be landlocked. Also, San Francisco cannot afford to spend \$21 million on this project.

32,000 automobiles use Masonic daily, but only a small amount of cyclists. Rather than encourage cyclists to use one of the busiest north-south thoroughfares in San Francisco, they should be encouraged to use the route along nearby Baker Street, a safer route with far fewer motor vehicles.

Masonic can be improved by planting new trees, improving lighting and adding bus shelters, with much less hardship to the neighborhood and cost than the cycle track project.

I am also concerned about the way the cycle track project was

developed and approved. I live in the area but did not receive notice that this project was being considered, nor have I received notice of any meetings about it, including the MTA Board meeting at which it was approved.

Please stop this project ASAP, go back to the drawing board and consider a much smaller project to improve Masonic that does not involve the loss of parking spaces, the reduction of travel lanes and the outlay of \$21 million.

Thank you for considering this e-mail.

Sincerely,

Cissy Lee (275 Ewing Ter., SF 94118)

Board of Supervisors

To: BOS-Supervisors
Subject: Opposition to the Masonic Avenue cycle track project

From: bryan smith [mailto:bryansam_2000@yahoo.com]

Sent: Friday, May 10, 2013 11:26 AM

To: Lee, Mayor; Board of Supervisors; Breed, London; mark.ferrell@sfgov.org; Mar, Eric (BOS); ed.reskin@sfmta.com; mtaboard@sfmta.copm; maria.lombardo@sfcta.org; tilly.chang@sfcta.org

Cc: Kara Piantidosi; info@savemasonic.com

Subject: Opposition to the Masonic Avenue cycle track project

Dear Mayor Lee, Supervisors, MTA Board members and Mr. Reiskin:

I am currently the owner of a condominium at 2001 McAllister Street at the corner of Masonic and McAllister. I have been an owner at 2001 McAllister since 2004. When I was informed that the project on Masonic had been approved and there had not been a hearing to discuss this proposed project with the residents in the affected area. Additionally, I have a young family and believe that this proposed project will actually be more dangerous due to my personal observations that a majority of bicycle riders do not follow the "rules of the road" and use stop signs and stop lights as only suggestions as to how they should move about the city. Although the information below contains a great deal of information I did not research, I wholeheartly agree with the statements in this letter and cannot fathom losing any parking spots on Masonic. Masonic is home to apartments, condominiums, a university, restaurants, and retails shops and there are a tremendous number of vehicles which are in need of parking throughout the day and evening and any reduction of parking spots would be an extreme hardship to those who live, work and go to school in the area.

The purpose of this letter is to express my strong opposition to the Masonic Avenue cycle track project. This project will increase congestion on Masonic, especially during rush hour and especially with the increased traffic that will be generated by the new Target store, result in the loss of parking spaces for nearly 3/4 of a mile, increase pollution in the area, jeopardize public safety, and create a great hardship for neighborhood residents, especially those who live on or near Masonic.

32,000 automobiles use Masonic daily, but only a small amount of cyclists. Rather than encourage cyclists to use one of the busiest north-south thoroughfares in San Francisco, they should be encouraged to use the route along nearby Baker Street, a safer route with far fewer motor vehicles.

Masonic can be improved by planting new trees, improving lighting and adding bus shelters, with much less hardship to the neighborhood and cost than the cycle track project.

I am also concerned about the way the cycle track project was developed and approved. I live in the area but did not receive notice that this project was being considered, nor have I received notice of any meetings about it, including the MTA Board meeting at which it was approved.

Please stop this project ASAP, go back to the drawing board and consider a much smaller project to improve Masonic that does not involve the loss of parking spaces, and the reduction of travel lanes.

Thank you for considering this e-mail.

Sincerely,

Bryan Smith

Board of Supervisors

To: BOS-Supervisors
Subject: Masonic bike lane is an awful idea- I am a 20 year neighbor

From: Kathi O'Leary [mailto:kathioleary@gmail.com]

Sent: Friday, May 10, 2013 7:43 AM

To: Lee, Mayor; Breed, London; Board of Supervisors; mtaboard@sfmta.com; ed.reiskin@sfmta.com; tillychang@sfcta.org

Subject: Masonic bike lane is an awful idea- I am a 20 year neighbor

To all, I am a resident in the neighborhood, sent my child to SFDay on Masonic and know the traffic pattern well. This is a terrible idea and will impact parking, walking, biking. I know this street and it will turn into a nightmare. This isn't a good street for biking anyway. It's already a nightmare.

I vote no and will go to any meeting where community is allowed input. Thanks.

Kathi O'Leary

Dear Mayor Lee, Supervisors, MTA Board members and Mr. Reiskin:

I am writing to express my strong opposition to the Masonic Avenue cycle track project. This project will increase congestion on Masonic, especially during rush hour and especially with the increased traffic that will be generated by the new Target store, result in the loss of parking spaces for nearly 3/4 of a mile, increase pollution in the area, jeopardize public safety, and create a great hardship for neighborhood residents, especially those who live on or near Masonic. Also, San Francisco cannot afford to spend \$21 million on this project.

32,000 automobiles use Masonic daily, but only a small amount of cyclists. Rather than encourage cyclists to use one of the busiest north-south thoroughfares in San Francisco, they should be encouraged to use the route along nearby Baker Street, a safer route with far fewer motor vehicles.

Masonic can be improved by planting new trees, improving lighting and adding bus shelters, with much less hardship to the neighborhood and cost than the cycle track project.

I am also concerned about the way the cycle track project was developed and approved. I live in the area but did not receive notice that this project was being considered, nor have I received notice of any meetings about it, including the MTA Board meeting at which it was approved.

Please stop this project ASAP, go back to the drawing board and consider a much smaller project to improve Masonic that does not involve the loss of parking spaces, the reduction of travel lanes and the outlay of \$21 million.

Thank you for considering this e-mail.

Sincerely

Kathi O'Leary

--
Kathi O'Leary Photography
Portraiture and Photography Classes
See life through a new lens!
studio: 324 Fell Street, San Francisco 94102
www.kathioleary.com . p. 415.359.1900

Board of Supervisors

File 130342

From: Susan Stolis [sstolis@comcast.net]
Sent: Tuesday, May 07, 2013 1:38 PM
To: Board of Supervisors
Cc: Costello, Cassandra
Subject: proposed contract for ParkWide bicycle rental

B/F clerk
page

Dear Supervisor,

I am writing in support of the proposed contract for ParkWide bicycle rental. As a Haight-Ashbury resident that makes frequent visits to the Sharon Art Studio, I walk into the park via the Stanyan/Haight entrance. I have personally witnessed the trial operation granted to ParkWide last year and was very pleased with their presence. One of my neighbors was grateful to have the concession when she discovered that the local shops had rented their available inventory. ParkWide serves both tourists and members of the community.

ParkWide has already demonstrated their operation and value, as well as commitment to helping people enjoy Golden Gate Park. San Francisco needs to work with proven partners when those partners have performed very well. There is no reason to dump a proven performer for an unknown entity with no visible track record of working to improve our parks.

I worry about the inconsistency of the amended proposal. Having a "civil" presence at this entrance is very important especially to the tourists that approach this area for the first time. I appreciate that the local merchants feel a threat to their livelihood, but until another entity is identified as a means to activating that entrance space, can the bike rental remain 7 days a week - at least through the summer peak season?

Respectfully,
Susan Stolis
Volunteer Liaison for the Friends of Alvord Lake

Bos-11
c page

RECEIVED
BOARD OF SUPERVISORS
SAN FRANCISCO

2013 MAY -6 PM 3:55

BY

May 2, 2013

Board of Supervisors
1 Dr Carlton B Goodlett Pl #244
San Francisco, CA 94102

(415) 554-5184

Re: Gardening Classes

Dear S. F. Board Supervisors

I was very sad to learn that the Schools Gardening Program might lose its funding due to the difficult budget is facing.

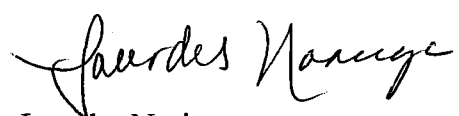
Please do not allow the Gardening program to die. The children benefit greatly from participating in gardening, and especially by growing vegetables. This teaches them about ecosystems (Biology), climate (Science), food preparation and measurements (Math),

In an age of computers kids need to learn about the land, resources, survival, the earth, life. Let us continue to bring this knowledge to our kids in school.

Gardening is not just one more class in the curriculum. A Gardening class teaches kids practical implementation of Biology, Science, Math.

Please vote to keep Gardening Classes in the schools.

Thank you very much, \



Lourdes Noriega,
A Concerned Citizen
1450 18th Avenue
San Francisco, CA 94122

Mayor Lee
BOS-11, cpages

RECEIVED
BOARD OF SUPERVISORS
SAN FRANCISCO

2013 MAY -7 AM 9:59

Thursday, May 2, 2013

To Mayor Ed Lee, to the San Francisco board of Supervisors and to whomever it may concern.

My name is Andre Decary and this is a letter of gratitude.

This letter of is to thank the employees of SFMTA and of the Office of the Treasurer & Tax Collector.

To all of you with whom I came in contact with, I personally want to say how rewarding of an experience it was for me.

On Tuesday the 23rd of April I went to the SFMTA to clarify my renewal of my parking permit. I was guided to the City Hall to get a "temporary business registration certificate".

On the 30th of April I went to City hall. The front desk person was courteous and knowledgeable. I then encountered Richard Simon who clarified the issue. From there I left with a "temporary business registration certificate" in my hands and headed to the SFMTA. In no time I had my parking sticker.

I all these encounters you treated me with courtesy and professionalism.

To all of you: Thank You .

Respectfully and warmly

Andre Decary



CERTIFICATE No: 954205

14

Board of Supervisors

To: BOS-Supervisors
Subject: Maintaining Strong Support for SF NERT

From: Tracy Clagett [<mailto:tracyclagett@yahoo.com>]
Sent: Thursday, May 09, 2013 4:05 PM
To: Yee, Norman (BOS)
Cc: Board of Supervisors; Diane Rivera
Subject: Maintaining Strong Support for SF NERT

Dear Supervisor Yee,

As an active and proud member of a Neighborhood Emergency Response Team in your district (Ingleside Terraces) I am writing to urge you to work in favor of maintaining strong support for the NERT program in the city budget. In the next earthquake or other disaster, it will be impossible for our usual first responders to be everywhere. Thus, our volunteer teams will be essential in helping to minimize loss of life and property. Please support funding for NERT administration and training so that our teams will be there when needed.

Sincerely yours, Tracy Clagett

From: Board of Supervisors
To: BOS-Supervisors
Subject: Thank you for your support of NERT

From: Gary Arsham [<mailto:garsham@post.harvard.edu>]
Sent: Thursday, May 09, 2013 9:32 AM
To: Farrell, Mark; Board of Supervisors
Cc: Diane Rivera; barbara.graham
Subject: Thank you for your support of NERT

Dear Supervisor Farrell,

I want to personally thank you for your past and future support of the S.F. NERT program. My wife and I are long time SF residents and have been NERT trained for several years.

We experienced the '89 quake at our current Pac Hts home and at the Pacific campus of CPMC.

The NERT training is essential for preparing our residents to deal effectively with the next disaster. We know that our professional responders will necessarily be limited and will need the informed and trained help of volunteers. NERT teaches San Franciscans how to handle emergencies, triage, search and rescue, basic first aid and how to be a responsible resident. The NERT classes are presently full and continue to be in demand. We need to keep this program in place and available, and fully supported.

I am grateful that the NERT program is available for all San Franciscans. Please ensure that NERT is adequately funded in this fiscal year. The trainings and advanced classes are of great value and offer much needed information and training for people to prepare and cope with a major disaster.

Thank you!

Gary Arsham MD PhD
PO Box 15550, SF CA 94115-0550
415-567-5696 (direct)415-346-4740(VM)
415-567-3929(fax)
garsham@post.harvard.edu

From: Board of Supervisors
To: BOS-Supervisors
Subject: NERT - Preserve this program

From: Marsha Raulston [<mailto:marsharaulston@aol.com>]
Sent: Thursday, May 09, 2013 11:12 AM
To: Yee, Norman (BOS)
Cc: Board of Supervisors; diane1rivera@aol.com; sdyip@juno.com
Subject: NERT - Preserve this program

Dear Supervisor Yee --

First let us say that we were strong supporters of yours in the election and glad you now represent us and District 7.

Now let me get right to the point ... we want to see the NERT program maintained in San Francisco.

NERT - a program with many layers of benefits. Not only does it prepare our citizens to be better able to survive and support each other for true emergencies but it increases neighborhood cohesion by bringing people of all ages, backgrounds, and interests together for the training and practices which makes our neighborhood safer on a daily basis and more enjoyable in our daily living. Giving people common goals in our disparate world is a valuable goal and worth the investment of time and resources.

Thank you,

Marsha Raulston and Marge Boric

715 Darien Way
San Francisco, CA 94127

Marsha Raulston

....my new business name and website
Raulston Partners www.raulstonpartners.com
B 415-337-4577
C 415-297-1441
F 415-500-9835

- *"It takes 90% less energy to recycle aluminum cans than to make new ones."*

From: Board of Supervisors
To: BOS-Supervisors
Subject: Neighborhood Emergency Response Team training
Attachments: Letter to Supevisor Yee.doc; Letter to Supevisor Yee.doc

From: g.lyon2@gmail.com [<mailto:g.lyon2@gmail.com>] **On Behalf Of** Greg Lyon
Sent: Wednesday, May 08, 2013 11:17 PM
To: Board of Supervisors; Dianariver@aol.com
Subject: Neighborhood Emergency Response Team training

Dear Supervisors,

We wanted to share with you the letter we wrote today to Supervisor Norman Yee about the value of the Neighborhood Emergency Response Team training offered through the San Francisco Fire Department.

Thank you for your kind attention.

Sincerely,

Kathy Duffy and Greg Lyon
Sunnyside residents

Kathy Duffy and Greg Lyon
679 Joost Ave
San Francisco, CA 94127

May 8, 2013

Supervisor Norman Yee
San Francisco Board of Supervisors
1 Dr. Carlton B. Goodlett Place, Room 244
San Francisco, CA 94102-4689

Dear Supervisor Yee:

As residents of the Sunnyside and trainees in the Neighborhood Emergency Response Team (NERT), we want to thank you for your continued support of a valuable community asset.

When a major natural disaster hits, we are convinced that the training afforded by the San Francisco Fire Department through NERT will safeguard property and, conceivably, save lives at a minimal cost to the city. It will free institutional disaster responders to deal with the worst emergencies and leverage the resources this city has to respond to a crisis.

Your leadership will ensure that NERT continues to be a vital and viable resource for us and our neighbors.

Thank you.

Kathy Duffy

Greg Lyon

Cc: San Francisco Board of Supervisors
Diane Rivera, NERT Advisory Board

From: Roger W [roger1003@yahoo.com]
Sent: Friday, May 10, 2013 3:55 PM
To: Chiu, David
Cc: Board of Supervisors
Subject: NERT & Budget Meeting

Hello David,

It was good to see you at the Broadway CBD meeting and thank you for responsiveness on our issues.

As I am the NERT Telegraph Hill District Coordinator, thank you on behalf of my district's team for understanding the valuable investment in the safety net that is NERT.

Hope you are having a good day and thank you again.

Sincerely,

Roger Weinman

Southern Telegraph Neighbors Association - Co-Founder (<http://sotelneighbors.org/>)
S.F.F.D. Neighborhood Emergency Response Team - District Coordinator of Telegraph Hill
Urban Services YMCA - Board Member & Chair of Marketing Committee
Red Cross - Community Disaster Education Trainer
Mobile: 415-378-6637

From: Maria Williams [sfcourt@yahoo.com]
Sent: Friday, May 10, 2013 4:08 PM
To: Farrell, Mark
Cc: Board of Supervisors; diane1rivera@aol.com
Subject: Thank you for your support of NERT

Dear Supervisor Farrell,

Thank you for your continued support of NERT. I know that you are well aware that NERT is an incredible asset for San Francisco. NERT is comprised of hundreds of resident volunteers, including myself, who depend on the continued response and preparedness training that is vital to effective emergency response. This could not happen without funding combined with the extraordinary efforts of NERT's volunteer advisory board and neighborhood coordinators who put in significant time to prepare our great City. NERT funding stretches far due to such dedicated volunteers and awesome leadership. We appreciate your continued support.

Best regards,
Maria Williams
District 1 resident

Sent from my iPhone

From: marcia popper [mpatcc@yahoo.com]
Sent: Friday, May 10, 2013 7:16 PM
To: Farrell, Mark
Cc: diane1rivera@aol.com; Board of Supervisors
Subject: the NERT program

Supervisor Mark Farrell:

As your neighborhood constituents, we want to thank you for your past, and ongoing, support of the San Francisco NERT program.

We particularly urge to inform any of your fellow supervisors who may not understand what NERT does, and its importance, about the potential of this program, if it is well supported and publicized, to protect and enhance the functioning of city neighborhoods before, during and after significant catastrophes of any kind.

Daily news is so sadly full these days of many disasters, NERT training provides those of us who participate with basic, important skills that will serve us and our neighbors well when horror comes, be it natural or manmade. Additionally, the NERT training and on-going programs helps many of us to meet and know our neighbors -- an advantage in building community even when there is no trouble.

Thank you for your work for this marvelous and challenging city.

Marcia and Robert Popper

Board of Supervisors

From: jim milner [jimilner@hotmail.com]
Sent: Wednesday, May 08, 2013 12:31 PM
To: diane1rivera@aol.com
Cc: Board of Supervisors
Subject: Thank you to Board of Supervisors

Dear Board,

Thank you for funding the NERT program in our city. I feel much safer and more confident to help my family, friends and neighbors in a disaster, now than before. This costs little to city but brings a BIG return on investment. So much better than spending money on drunks and homeless who can careless and drag down our fair city in many ways from tourism to health to living well.

sincerely,
NERT GRADUATE

Jim M.

Board of Supervisors

From: Diane [diane1rivera@aol.com]
Sent: Wednesday, May 08, 2013 10:36 AM
To: sfpete415@hotmail.com; Breed, London
Cc: Board of Supervisors
Subject: Re: Thank you for supporting NERT

Diane Rivera
Coordinator Chair
San Francisco Neighborhood Emergency Response Team
KG6QLX
415-753-1443
<http://sf-fire.org/index.aspx?page=879>

-----Original Message-----

From: Peter McElmury <sfpete415@hotmail.com>
To: London.Breed@sfgov.org <london.breed@sfgov.org>
Cc: Board.of.Supervisors@sfgov.org <board.of.supervisors@sfgov.org>; diane1rivera <diane1rivera@aol.com>
Sent: Wed, May 8, 2013 10:33 am
Subject: Thank you for supporting NERT

Supervisor Breed,

Thank you very much for supporting the SF Fire Department NERT program.

My wife Pat and I are both NERTs. The program is terrific, the firefighter instructors are so good and knowledgeable, the other NERTs are enthusiastic and preparing for The Big One.

The core of volunteer leaders work very hard to help run the program.

Thanks again for your support of the SF Fire Department NERT Program,

Peter McElmury
Japan Town Resident

Years of preparation are better than

Board of Supervisors

From: Shoshannah F [metalmeow@gmail.com]
Sent: Wednesday, May 08, 2013 10:32 AM
To: Breed, London
Cc: Board of Supervisors; diane1rivera@aol.com
Subject: Thank you for your support of SF's NERT program

Dear Supervisor Breed:

I wanted to take a moment to thank you and the Board of Supervisors for extending your continued support to the city's NERT program. I know this is your first year on the Board but I hope that you continue to support this critical program.

I am a native of the city and have lived here my whole life and experienced the Loma Priest quake firsthand. I took one of the first NERT classes back in the 90s and then let my attention lapse. I recently completed the class again and was so impressed at the number of people stepping forward to learn these important skills and of course, grateful to those who volunteered their time to teach the courses.

Thanks in advance for your continued support of the NERT program.

Sincerely,

Shoshannah Flach
registered San Francisco voter

Board of Supervisors

From: Peter McElmury [sfpete415@hotmail.com]
Sent: Wednesday, May 08, 2013 10:34 AM
To: Breed, London
Cc: Board of Supervisors; diane1rivera@aol.com
Subject: Thank you for supporting NERT

Supervisor Breed,

Thank you very much for supporting the SF Fire Department NERT program.

My wife Pat and I are both NERTs. The program is terrific, the firefighter instructors are so good and knowledgeable, the other NERTs are enthusiastic and preparing for The Big One.

The core of volunteer leaders work very hard to help run the program.

Thanks again for your support of the SF Fire Department NERT Program,

Peter McElmury
Japan Town Resident

Years of preparation are better than

Board of Supervisors

From: Kristin Wiederholt [kristin@cannonballcoaching.com]
Sent: Wednesday, May 08, 2013 5:20 PM
To: Wiener, Scott
Cc: Board of Supervisors; diane1rivera@aol.com
Subject: NERT

Dear Scott,

Thank you for your continued support of San Francisco's NERT program. Although I have lived in San Francisco for nearly twenty years, I only found out about NERT last year. I immediately signed up to take the course and have since also begun volunteer training for the Disaster Corps. I feel much better prepared to take care of myself, my family, and my fellow SF residents in a disaster. I know that having volunteers like me will be invaluable in a time of crisis and I thank the city for supporting NERT. I recommend it to everyone I know.

From: Nordberg, Michael [nordbergm@pharmacy.ucsf.edu]
Sent: Tuesday, May 07, 2013 6:01 PM
To: Tang, Katy
Cc: Board of Supervisors; diane1rivera@aol.com
Subject: Thank You for your continued support of the NERT program

Katy

I wanted to thank you and your fellow supervisors for your continued support of the NERT program. In lean economic times it is easy to cut programs at the periphery, but your continued support for NERT will make a difference when a major earthquake hits San Francisco.

Thank you for keeping this vital volunteer network alive and able to involve more of our fellow San Franciscans in making preparations for what we know lies ahead.

Michael S. Nordberg, M.P.A./H.S.A.
Associate Dean Finance and Administration
School of Pharmacy - UCSF
3333 California Street Suite 218
San Francisco, CA 94143-1204 (USPS)
94118 zip for Fedex and UPS
415-706-7997 voice 415-476-1508 Fax
nordbergm@pharmacy.ucsf.edu

"Few people think more than two or three times a year. I have made an international reputation for myself by thinking once or twice a week."
- George Bernard Shaw

From: Board of Supervisors
To: BOS-Supervisors
Subject: Thanks for NERT

From: barbaraerickson0@gmail.com [<mailto:barbaraerickson0@gmail.com>] **On Behalf Of** Barbara Erickson
Sent: Wednesday, May 08, 2013 6:28 AM
To: Board of Supervisors
Subject: Thanks for NERT

I want to express my gratitude that this City has nurtured a group of professionally trained volunteers ready to serve in a natural emergency. Many years ago I went through NERT training sponsored by my former employer. I haven't had the time to keep up on my certification, but I can tell you that it gave me a great appreciation of this exceptional partnership between the SF Fire Department and private citizens. You are often accused of spending money on programs and projects that some citizens of the City oppose. I can't think of one who would question spending money on this one. Their life may depend on it. The active participation of the SF Fire Department is essential for this program to succeed and flourish. Please keep this program funded.

Barbara Erickson
265 Fowler Ave.
San Francisco, CA 94127
415-244-7393
berickson@pacbell.net

From: ethanv01@gmail.com on behalf of Ethan VonderWeid [ethan.vonderweid@gmail.com]
Sent: Wednesday, May 08, 2013 8:56 AM
To: Mar, Eric (BOS)
Cc: Board of Supervisors; diane1rivera@aol.com
Subject: Thank you for supporting NERT

Supervisor Mar,

I would like to take this opportunity to thank you for your continued support of the NERT program. As a recent graduate of the program (just last month), I found the training to be very helpful in understanding how and why city resources may be overwhelmed in a major event, how to prepare myself and family for disaster and how to make my home and neighborhood a safer place.

The NERT program is a great boon to both the city and residents of San Francisco and I appreciate your support of the program.

Kind Regards,

Ethan VonderWeid
Inner Richmond resident and NERT graduate

From: Traci Teraoka [traciteraoka@mac.com]
Sent: Wednesday, May 08, 2013 8:51 AM
To: Farrell, Mark
Cc: Diane Rivera; Board of Supervisors
Subject: Thank you for your support of NERT

Dear Supervisor Farrell,

I want to personally thank you for your past and future support of the S.F. NERT program. I've been NERT trained for several years now and I am the proud mom of a 7th grade NERT.

I experienced the '89 quake in Los Gatos and learned a lot that day and the days that followed. Many people wanted to help - but felt helpless. Of course, many people were too scared to do much of anything. ~~I promised myself that if I continued to live in the Bay Area that I would be better prepared.~~ Thanks to the NERT program my family is ready and I'm able to help my community.

I have asked both adults and children in SF what they are most afraid of - and they often answer " a Tsunami or killer earthquake" or that "they will not know what to do when the Big One hits". I share with them that the beauty of the NERT training is that we are taught fundamentals about earthquakes , we are taught what our true vulnerabilities are and how we can act from a place of strength before and after "the big one." How many people know how to turn off their gas- or when to turn it off - and that they can not turn it back on by themselves? NERT teaches San Franciscans how to handle emergencies, basic first aid and how to be a responsible resident. I find it heartening that the NERT classes are presently full and continue to be in demand. We need to keep this program in place and available.

I am grateful that the NERT program is available for all San Franciscans. Please ensure that NERT is adequately funded in this fiscal year. The trainings and advanced classes are of great value and offer much needed information and training for people to prepare and cope with a major disaster.

Thank you!

Traci Teraoka

Presidio Heights NERT Coordinator
Sacramento Street Merchants Association

3461 Sacramento St.
San Francisco, CA 94118
415-637-5837

From: Shaeffer, Jason [JShaeffer@academyart.edu]
Sent: Wednesday, May 08, 2013 8:39 AM
To: Mar, Eric (BOS)
Cc: Board of Supervisors
Subject: NERT Support - Thank You!

Thank you for your support of NERT. It's an incredibly important program. I'm prepared to take care of my family, neighbors and community not only because of my initial training but because I'm able to train throughout the year. I was worried that we'd loose funding and it's just too important a program to skimp on.

Thank you!

Jason

Jason Shaeffer
Director of Online Graduate Studies/Synchronous Services
Academy of Art University

"If you're the smartest one in the room, you're in the wrong room." Richard Trendl

Desk: (415) 618-3559
Helpdesk: 1-800-431-2781 or 415-618-3545
Graduate School: (415) 274-8617

Online Office: <https://live4.academyart.edu/jshaeffer/>

This e-mail is the property of Academy of Art University. It is intended only for the person or entity to which it is addressed and may contain information that is privileged, confidential, or otherwise protected from disclosure. Distribution or copying of this e-mail, or the information contained herein, to anyone other than the intended recipient is prohibited

From: Nancy Sholkin [sholkin45@hotmail.com]
Sent: Wednesday, May 08, 2013 4:29 AM
To: Farrell, Mark
Cc: Board of Supervisors
Subject: Continue Support of NERT

Dear Mark:

I am a long time member of NERT (trained initially in 1993) and if you haven't received training you certainly should, given your position as guardian of my district. If you're one of the few unfamiliar with the program, it was created after the Loma Prieta Quake for the SFFD to train civilians in how to PROPERLY respond to a major disaster in order to do the MOST GOOD FOR THE MOST PEOPLE. It provides training in light search and rescue, medical triage and so much more. As a result of the training, I decided to obtain a ham radio license in 1999 so, as a senior with diminished physical abilities, I could offer a scarce means of communication when a disaster occurs. NERT stands for Neighborhood Emergency Response Team Training.

Thank you to the Board of Supervisors for their past support and I urge you to continue funding of this vital program. As is often said, it's not IF we have a future disaster but WHEN. Mark, you owe it to your constituents to whole-heartedly support the funding and get the training. Thank you for your attention and support of a vital protection for our citizens. Nancy Sholkin, 600 Laurel St.-Apt. 7, San Francisco, CA 94118 or 386-7370.

From: Joan Comer [jtcomer@gmail.com]
Sent: Monday, May 13, 2013 7:07 AM
To: Farrell, Mark
Cc: Diane Rivera; Board of Supervisors
Subject: NERT Program

As recent graduates of the NERT Program, my husband and I urge you to continue your support of the SFFD's efforts to prepare the city's citizens for an overwhelming disaster. Although the information they gave us may be available on various websites, there is no substitute for personal instruction followed by practical exercises and drills. We very much appreciate the tools that the Fire Department has given us to help ourselves, our neighbors, and our larger community in the event of a disaster.

Joan and Cory Comer
1633 Lombard St
San Francisco, CA 94123

From: Board of Supervisors
To: BOS-Supervisors
Subject: NERT

From: Cathy Akiyama [mailto:cathy_akiyama@yahoo.com]
Sent: Wednesday, May 08, 2013 7:17 PM
To: Kim, Jane
Cc: Board of Supervisors; diane1rivera@aol.com; Pegueros Gary
Subject: NERT

Dear Jane,

I want to thank you for your support of the SFFD NERT Program and to ask for your continued support for the coming year.

I have been a member of the South Beach NERT Group since I was trained in 2006. I am active in recruiting new members and other neighborhood safety/ emergency preparedness initiatives. The training is incredibly valuable for citizens to take precautionary measures in the event of an earthquake and other disasters. Not only am I prepared at home but I have modified the way I pack for travel by car or when flying. Originally, the training seemed to be about earthquake preparedness but emergencies happen all of the time and the training prepares citizens for power outages, weather related issues, etc. SF is in a location where we also are at risk for security issues, terrorism, and other emergencies such as gas leaks & explosions (PG&E), toxic leaks (Chevron), flooding, etc. As I watch various emergencies evolve in other parts of the country (Boston Marathon Bombings, Hurricane Sandy, flooding, sink holes, etc.) I am grateful to know that many of my neighbors are well-equipped to be informed (emergency radios), know what "shelter-in-place" means, have food and water in their homes and have a communication system in place.

Aside from the safety and preparedness aspects of NERT Training, there are other benefits. The training promotes a sense of community and a way for neighbors to mobilize. I have become more interested and involved in neighborhood and district issues because of the people I have met through NERT. As you know, South Beach has a NERT Leadership Team and most of the team is very active in the Neighborhood Association, their condo HOAs, CACs and SF Government issues.

Jane, we appreciate all that you do for District 6 and hope you will continue to support the safety and emergency preparedness by allocating budget money for NERT.

Best regards,

Cathy Akiyama
88 King St. #1007
San Francisco, CA

SB NERT

Board of Supervisors know how much you appreciate their continued support of the NERT Program. It doesn't have to be a lengthy letter/email. But it should come from 'you'.

Gary Pegue

From: Bob Bralove [mailto:mail@change.org]
Sent: Friday, May 10, 2013 9:54 PM
To: Board of Supervisors
Subject: Why I signed -- It is an honor

**Document is available
at the Clerk's Office
Room 244, City Hall**

Dear San Francisco Board of Supervisors,

I just signed Save Jerry Garcia Amphitheater's petition "Save JGA: Retain the name and preserve the Jerry Garcia Amphitheater." on Change.org.

Here's why I signed:

It is an honor to live in the city that honors its artists. Jerry Garcia is the quintessential San Francisco artist who played the notes that resonated around the world. What better tribute than to have him remembered in an amphitheater in the neighborhood of his youth.

Sincerely,
Bob Bralove
San Francisco, California

There are now 4347 signatures on this petition. Read reasons why people are signing, and respond to Save Jerry Garcia Amphitheater by clicking here:
<http://www.change.org/petitions/save-jga-retain-the-name-and-preserve-the-jerry-garcia-amphitheater?response=9272c59f571d>

From: Board of Supervisors
To: BOS-Supervisors; BOS Legislation, *BOS-Aides*
Subject: Re the May 2013 Lyme Disease Awareness Month resolution, file #130411

From: Robin Krop [mailto:sf_seal@sbcglobal.net]
Sent: Wednesday, May 08, 2013 1:05 AM
To: Board of Supervisors
Subject: Re the May 2013 Lyme Disease Awareness Month resolution, file #130411

To all supervisors: thank you for your attention to this resolution which Supervisor Jane Kim submitted today and which I understand you will all pass unanimously at next week's board meeting. As you know, most of us there to publicly testify were unable to do so, due to the long hearing. So I am submitting my comments in writing here, plus some extended discussion. I invite any of you to comment at the meeting next week about what you may have heard from the public calling in and writing to you this week about this issue.

May 2013 Lyme Disease Awareness Month is being observed all over the country, including in a large rally in NYC Friday for 1000s, with quite a speaker list. It is also being recognized by people in 30 countries. Lyme disease is the fastest growing infectious disease in many places and is spreading five times faster than AIDS.

Lyme disease is a bacterial disease, mostly spread by very small infected ticks randomly found on vegetation, wood and animals, including birds, which have flown the ticks around the world, thus making it a global problem unfortunately, and very much in need of attention everywhere.

Ticks are so small, like the size of the period at the end of this sentence, that many people never see the tick that bit them. I did see the tick that bit me in my foot in Bug Sur in 1981, but no one knew it meant anything and I forgot about it. I underwent 25 years of painful and mysterious symptoms before I was told by a nurse online in VA what I had. I subsequently tested positive for Lyme and started treatment. Because I can date every symptom, I participated along with three others in a one-hour TV interview in 2007, called "San Francisco Lyme Disease Talkshow," which you can google for, in which four of us answer a talkshow host's questions, in our effort to help educate the public.

Most people, including the others in the program, never saw the ticks that bit them. Most people remain undiagnosed and misdiagnosed for years and become very ill. I am one of the few Lyme patients able to be up and to come testify; so many are in bed. Someone wanted to organize an East Bay May Lyme Disease Awareness rally and was too sick to even get out of bed, and so couldn't organize the rally, which did not happen. So any communications you get represent so many others who can't be present or functional.

Misdiagnoses can include chronic fatigue, fibromyalgia, autism, lupus, arthritis, etc. More severe neurological misdiagnoses include MS, ALS, Alzheimer's and Parkinson's, since the bacteria attack and inflame the brain and nerves early on. There are 100+ strains in the US and 300 worldwide, which is one reason why we all present with such varying inflammatory symptoms from head to toe.

I am currently saving the life of a old friend of mine who presented with Parkinson's symptoms and could not talk or move anymore. I told her that sometimes Parkinson's turns out to be Lyme disease. She got tested, tested positive, and is now starting treatment. She is one of the lucky ones - she is starting to talk and move again and she may make it. So many have not made it - many of those who have passed from Lyme disease and co-infections are listed at www.lymememorial.org. Many will not make it in the future either, unless we start to get serious about letting people know what's going on, how to recognize symptoms, how to get diagnosed, how to

treat, and most important, how to protect us, pets and the environment in the first place so we don't have to get sick! It means a lot of lifestyle changes, but ask anyone who's sick, and they'll tell you it's worth it to learn how to protect!

Many are also often dealing with co-infections, such as Babesia, Bartonella, Ehrlichia, Anaplasma, etc. I always tell people to google the symptoms and see if they think they match any, and then to consider getting tested. In general, we recommend the IGeneX lab in Palo Alto for testing. There is also a lab in PA, Advanced Laboratory Services, that can culture the actual Lyme bacteria.

There are also other forms of transmission, such as other bugs being reported to do so, as well as via human tissues and fluids; including congenitally, via breastfeeding, blood transfusions, organ transplants, and sometimes sexually. About 50% of couples report similar symptoms.

Some leading Lyme advocacy organizations include www.lymedisease.org, our state/national site; and www.lymenet.org, our national/international site. Some East coast organizations have educational programs they've been using for a couple decades. www.lymediseaseassociation.org could probably tell you who the organizations are with developed programs. The CA Public Health Dept also does some educating.

Our Lyme documentary is "Under Our Skin," via www.openeyepictures.com. You can see it for free at www.hulu.com and also on Netflix.

I am listed at both www.lymedisease.org and www.lymenet.org for facilitating a Lyme support/advocacy group that meets monthly at the SF Main Library on the 3rd Tuesday of the month from 2-4pm in one of the conference rooms - usually on the 3rd floor - the 1st floor Info desk can let people know the meeting location. My Lyme advocacy email address is sf_seal@sbcglobal.net, which stands for San Francisco Support, Education & Advocacy for Lyme.

Lastly, these are the known infections contracted in San Francisco:

- *1995, a man and his dog, in Crissy Field
- *1995, a woman and man, at their residence at Noe and 15th St! They said raccoons were playing around the house
- *mid2000s - a woman got bitten in GG Park at MLK and 19th Ave, on the hillside behind the children's playground. She got Lyme, Babesia, Bartonella and Ehrlichia from that tick bite! She is willing to be public about it, and testified one year at City Hall for the Lyme resolution month.
- *2006 and 2008 - a woman got infected twice in her own backyard at Monterey/Plymouth. She got Lyme and Babesia. She said it's a corridor for wild animals.
- *2007 - a woman got bitten in the Marina, in her home, when the dog brought an infected tick inside. She's guessing the dog picked up the tick at the Green/Gough dog park.
- *2008 - a man got bitten in Diamond Hgts Park. He had a very large bull's eye rash, an initial symptom for around 20-30% of those infected.
- * 2009, I think - a woman got reinfected from a tick on a dog in a dogbar in the Mission district! See, that's pretty public! And scary, if you ask me!

Protection programs would include educating about safety for people, pets and the environment. I helped organize two Lymewalks in San Francisco for LymeDisease.org and we prepared protection info on these topics, if you're interested in seeing any material. www.treatthebite.com is also a good site. It's an evolving field, learning about what protects us.

Obviously, some science is needed to help with this global predicament. I heard they are currently testing Alaskan cedar nootkatone and carvacrol ground sprays to see if they can eradicate infected ticks. I heard they were able to do so for 40 days. That work, and more like it, is ongoing. This is a huge burgeoning field for

anyone to go into, and I hope that we will all keep learning what to do. Even though May is the awareness month, because the nymph stage of ticks emerges in the springtime, the problem is year-round, with nymph ticks biting in the spring and summer, and adult ticks biting between November and June, thus we need to practice protective habits, like using tick repellent on us and our pets, etc, all year-round.

I thank you all for your time and attention to this matter!

Yours, Robin Krop
SF Lyme activist

From: Amy Haskell [amyhaskell@earthlink.net]
Sent: Saturday, May 11, 2013 12:12 AM
To: Board of Supervisors
Subject: DRAFT Resolution # 1304 11 - Lyme disease awareness needed in SF

Thank you for supporting Resolution # 1304 11 recognizing May as Lyme Disease Awareness Month.

Our mild coastal climate creates a favorable environment year-round for the ticks that carry Lyme disease. Western ticks are carried by birds, squirrels and mice as well as larger animals. You don't have to be hiking through the wilderness. San Franciscans have been exposed to Lyme disease in city parks, or working in their gardens, or from ticks on their pets.

The general public in San Francisco is mostly unaware of the problem. A typical response from SF healthcare providers is, "You don't have to worry about Lyme in California." Unfortunately, this is not accurate. Surveys by university researchers, by the CA Department of Public Health and others have identified Lyme-bearing ticks in most counties, statewide. Many county health departments offer testing of ticks. Because of the increasing number of Lyme cases in California, volunteers have formed an organization - lymedisease.org - to provide information, support and advocacy for patients and their families.

When people don't know Lyme exists in California, they are unlikely to take precautions. When they don't know how to check for ticks and remove them safely, they are at risk. When medical providers are unaware of the problem, Lyme exposures may not be recognized. When Lyme is not promptly and properly treated, it can persist and cause significant disability involving arthritis, profound fatigue, cognitive loss or other neurological symptoms. In these cases, multiple courses of antibiotic treatment may be required over a period of years. Therefore prevention and early treatment are the keys.

I support the Board of Supervisors' efforts to increase Lyme disease awareness. San Franciscans need to know how to protect ourselves and limit damage from Lyme. This includes users and staff of recreation areas, people who work outdoors, medical personnel, and the general public, including young people and their parents and teachers.

Your efforts are appreciated. Let's keep San Franciscans safe from Lyme disease!

Board of Supervisors

To: BOS-Supervisors; BOS Legislation; BOS-Legislative Aides
Subject: FILE: 130411

-----Original Message-----

From: Barbara Arnold [mailto:ba@barbaraarnoldlegal.com]
Sent: Wednesday, May 08, 2013 4:50 PM
To: Board of Supervisors
Subject: item 130411

To President Chiu and Members of the Board:

My name is Barbara Arnold. I am an attorney who represents Lyme disease patients in their Social Security disability claims. I am heartened to know the San Francisco Board of Supervisors is recognizing Lyme Disease Awareness month.

San Francisco has a proud history of recognizing the rights of people who found full citizenship denied to them in other parts of this country.

At the dawn of the AIDS crisis, doctors who were not welcome to practice anywhere else, found a place in this progressive city.

I know from direct experience there are a number of Lyme patients living in the city today. The life of a Lyme patient is a life of extreme isolation. It is a life of great pain. It is a life spent fighting for access to care.

We live under a system in which insurance companies are allowed the force of law. Their rules fail to recognize the complex and serious nature of Lyme disease by cutting off treatment after 28 days.

From 2004 to 2009, I endured such a life. I was infected with Lyme disease and treated according to the rigid insurance rules. But I found hope and health here, in San Francisco. I found a doctor practicing in this progressive city. San Francisco proved itself again to be a safe harbor for the civic, cultural, and health lives of the people of the world. I now practice law in Berkeley and represent the rights of Lyme patients throughout California.

Thank you for carrying on the proud tradition of the San Francisco Board of Supervisors in leading a progressive, aware city. Thank you for your recognition of Lyme Awareness Month and your continued recognition that human rights, civil rights, and healthcare rights are one and the same.

From: evelyn white [l0cats@yahoo.com]
Sent: Saturday, May 11, 2013 10:32 AM
To: Board of Supervisors

Thank for recognizing Lyme Disease in a month dedicated to the informatiion of it. We need so many more doctors to be aware of how much of an epidemic it is. I myself have a constant struggle with it and doctors are not much help.

From: Board of Supervisors
To: BOS-Supervisors; BOS-Legislative Aides; Miller, Alisa
Subject: File 130411: Lyme resolution

From: Theresa Karnecki [<mailto:thefingerpainter@gmail.com>]
Sent: Thursday, May 09, 2013 7:28 AM
To: Board of Supervisors
Subject: Re: Lyme resolution

Thank you for your recent resolution regarding Lyme Awareness month.

I've suffered from Lyme & co-infections for 25+ years, only finally getting diagnosed 3 years ago.
Imagine needlessly losing so many years to illness . . .

Thank you again for your efforts, Theresa Karnecki

From: Board of Supervisors
To: BOS-Supervisors; BOS Legislation
Subject: File 130411: Lyme awareness month

From: Tre [mailto:lymeover@yahoo.com]
Sent: Thursday, May 09, 2013 5:34 AM
To: Board of Supervisors
Subject: Lyme awareness month

Good idea getting people's attention. This disease is the cause of many symptoms that are being treated but not the disease itself. This awareness could ultimately cut health care costs.

I market a great detox item at this link www.bio-mats.com/lymeover If you have lyme detoxing is very valuable please refer people with environmental toxins to my site. These sooth herxing give off negative ions and deeply penetrate far infra red into and through all joints. It's like an open sauna with long exposure times such as all night turning the body into a radiator.

On all counts wellness awaits and demands awareness. Well done Sincerely yours Lymeover or Tre Dan

Sent from my iPhone

RECEIVED
BOARD OF SUPERVISORS
SAN FRANCISCO

2013 MAY -6 PM 1:17

File 130321

1462 15th Avenue
San Francisco, CA 94122

May 6, 2013

LV clerk
LV comm.
page

Alisa Miller
Clerk
City and County of San Francisco
Land Use & Economic Development Committee
City Hall
1 Dr. Carlton B. Goodlett Place, Room 244
San Francisco, CA 94102

RE: Public Comment: Warriors Waterfront Arena

Dear Ms. Miller:

I have been a San Francisco resident for nearly 24 years, and a season ticket holder of the Golden State Warriors for 16 years. I write to register my qualified opposition to the proposed new San Francisco basketball arena.

As this current playoff run has reminded, Warriors' fans may be the most loyal and passionate fans in the entire NBA. The problem I have with the proposed arena is my fear—which team ownership sort of confirmed—that game attendance essentially will become an opportunity available only to big corporate interests and “one per-centers,” with anyone wishing to own seats at the new arena having to purchase a “personal seat license (PSL)” or something akin thereto, or otherwise pay some exorbitant cost to attend. This is exactly the model for the new 49ers' stadium near Silicon Valley. Most San Franciscans know at least one devoted, long-time season ticket holder, who suddenly had to come up with between \$20,000 and \$80,000 per seat in order to remain a season ticket holder at the new stadium, and who was forced to relinquish his or her seats as a result. Obviously, at a new, state-of-the-art downtown arena, the Warriors likely would have little difficulty replacing the current fan base of season ticket holders with corporate and similar interests that are able and willing to pay substantially more than those current supporters. But Warriors' fans should not be subjected to this fate.

Please know that this is not simply paranoia. At a recent event for Warriors season ticket holders, someone directly asked Mr. Lacob whether PSLs would be required at the new arena. Mr. Lacob's response was that while all options were still being examined, ownership may need to charge some form of PSL.

Living in San Francisco, an arena in this city would be far more convenient to me than the one in Oakland. But, at the end of the day, I want to be able to continue to attend games with my family and friends, and indications are that “average Joe” season ticket holders, like me, will be priced out of the market.

Thus, unless Warriors' ownership guarantees that season ticket holders will be able to purchase comparable seats to what they now own without paying PSLs or other exorbitant charges, I staunchly oppose the new arena. And I urge this committee—and all interested persons and entities—to reject all efforts to have the arena built here, absent binding assurances that existing season ticket holders, who have supported the team blindly for so many years, with nothing but passion and loyalty, will be able to retain comparable seats without being forced out of the market through fee schemes that only the most fortunate income earners can afford.

Thank you for considering my input.

Sincerely,

A handwritten signature in cursive script, appearing to read "Charles E. Perkins". The signature is fluid and somewhat stylized, with a long horizontal flourish at the end.

Charles E. Perkins

From: Roland Salvato [rolandsalvato@hotmail.com]
Sent: Thursday, May 09, 2013 2:52 PM
To: Kim, Jane; Wiener, Scott; Farrell, Mark; Yee, Norman (BOS); Cohen, Malia; Mar, Eric (BOS); Tang, Katy; Avalos, John; Campos, David; Breed, London; Board of Supervisors
Cc: Eric (preservation consortium) Brooks
Subject: FW: letter in support of Supervisor Kim's CEQA Legislation
Attachments: Kim CEQA Legislature Support Letter_01.pdf

FYI

Until the lions have historians, the history of the hunt will always glorify the hunter.
-- Chinua Achebe

Date: Thu, 9 May 2013 14:44:40 -0700
From: tanyayurovsky@yahoo.com
Subject: letter in support of Supervisor Kim's CEQA Legislation
To: David.Chiu@sfgov.org


Dear David,

Please see attached a letter of support from Aquatic Park Neighbors for Supervisor Kim's CEQA legislation.

Thank you.

Tanya Yurovsky
President
Aquatic Park Neighbors

Aquatic Park Neighbors



TO: David Chiu

FROM: AQUATIC PARK NEIGHBORS

SUBJECT: SUPPORT for Supervisor Kim's CEQA Legislation

Honorable President Chiu,

Aquatic Park Neighbors (APN), a neighborhood association of over 250 concerned citizens and business owners, is writing in support of the Supervisor Kim's CEQA Legislation, which we believe was built by a broad collaborative public participation process.

We support Supervisor Kim's legislation because it offers the best protection for neighbors and neighborhood groups, so we can be aware about proposed projects and work closely with project sponsors to influence the final outcomes.

Respectfully submitted on behalf of
Aquatic Park Neighbors by

Tanya Yurovsky
APN Board President

From: Lee Goodin [lgoodin1@mindspring.com]
Sent: Sunday, May 12, 2013 10:56 AM
To: Board of Supervisors; Chiu, David; Campos, David; Mar, Eric (BOS); Avalos, John; Cohen, Malia; Farrell, Mark; Kim, Jane; Tang, Katy; Wiener, Scott; Yee, Norman (BOS); Breed, London; Lee, Mayor
Cc: Lance Carnes; Cautn1@aol.com; WongAIA; Marc Bruno; CW Nevius; CW Nevius; matierandross; aaron.peskin; Julie Christensen; JuneFraps; joanwood
Subject: Chinatown Subway aka Billion Dollar Boondoggle

Supervisors and Mr. Mayor,

The following is a quote from Lawrence Ferlinghetti, San Francisco Poet Laureate Emeritus:

"The extension of the Subway tunnels to Washington Square to make a "removal pit" will transform North Beach into something it mustn't be -- and permanently mar its traditional village feeling. With this extension of the "Chinatown" Subway (let's call a spade a spade -- a digging tool) the ambience of historic North Beach will have been destroyed."

---Lawrence Ferlinghetti & City Lights Books

You have been informed.

Constant Cranky Curmudgeon

Board of Supervisors

To: BOS-Supervisors
Subject: Affordable Housing in San Francisco

From: Paul Diaz [<mailto:paul.timothy.diaz@gmail.com>]
Sent: Friday, May 10, 2013 10:55 AM
To: Lee, Mayor; Board of Supervisors; pelosi@mail.house.gov; assemblymember.ammiano@assembly.ca.gov
Subject: Affordable Housing in San Francisco

May 8, 2013
The Honorable City and County of San Francisco Board of Supervisors
City Hall
1 Dr. Carlton B. Goodlett Place, Room 244
San Francisco, CA 9410 - 4689
Clerk's Office

At Issue: Affordable Housing in San Francisco

Dear Mayor Lee, President of the Board of Supervisors, Honorable Members of the Board of Supervisors:

People who have little or no income need affordable housing in San Francisco. Today's San Franciscans must earn, at minimum, \$60,000 per year to maintain self-sustainability, rise above the federal poverty level, and provide for their own basic needs. This income level is not always attainable by otherwise valuable members of our communities. A sustainable city has to include people of all income levels –people who are the first members from our families to graduate from high school and college, who are members of the LGBT/Gender-Q communities and survivors of disabling HIV/AIDS, who are members of older American communities, who are members of disabled American veteran communities. We all need a place to call home and to be part of a community.

We need affordable housing AMI levels to be 0 - 30% of AMI to help those people of the city and county of San Francisco who have no or little income. No one could control the string of affordable housing crises that have caused us great loss to date but we can all work to fix it. We have to grant people who have no or little income the opportunity for consideration to include these communities into the affordable living/affordable housing debate.

I am writing to propose a task force aimed at assessing and providing more support and funding for legal advocacy programs like the original AIDS Benefits Counselors founded by Patrick James & Martha Ball, the Independent Living Resource Center of San Francisco, and the Housing Rights Committee, and encouraging new legal advocacy programs to anticipate and address the needs of low income, disabled, and elderly people in San Francisco.

We all need to help those people who have no or little income. We all need to end the pangs of hunger. We all need to end homelessness. We all need affordable housing. We all need somewhere to call home and to provide a resting place each night. We all need to help and support each other.

God Bless You,
Paul Timothy Diaz
United in Faith for Affordable Housing Advocate
P.O. Box 193102, San Francisco, California 94119



ROSALES LAW PARTNERS LLP

RECEIVED
BOARD OF SUPERVISORS
SAN FRANCISCO

2013 MAY 13 AM 11:56

Ak

Mara E. Rosales
mara@rosaleslawpartners.com

Bos-11
L-03

File 130072

May 13, 2013

via hand delivery

President David Chiu
Honorable Members
San Francisco Board of Supervisors
City Hall 1 Dr. Carlton B. Goodlett Place, Room 244
San Francisco, CA 94102-4689

Re: JCDecaux North America's Protest to Recommended Advertising Lease Award to Clear Channel Airports; Supplemental Evidence and Legal Argument in Support Thereof

Dear President Chiu and Honorable Members of the Board of Supervisors:

On May 8, 2013, the Budget and Finance Sub-Committee, on a 2-1 split vote and despite the recommendation to disapprove the lease by the Budget and Legislative Analyst, voted to approve the Airport Commission's proposed resolution to award the SFO Advertising Lease ("Lease") to Clear Channel Airports. The Committee's action was taken without consideration of the legal arguments set forth in JCDecaux's February 8, 2013 protest to the award recommendation. We understand that the City Attorney's Office has advised that the Board of Supervisors ("Board") may not entertain arguments regarding whether the Airport Commission complied with applicable competitive process law (imposed by the Board by ordinance) and the Airport Commission's own Request for Proposals solicitation document for the Advertising Lease (the "RFP"). In light of the above and to preserve our client's available remedies, we write to respectfully address recent factual developments as well as present legal argument which demonstrate that the City Attorney's position is erroneous.

A. The City Attorney and Airport have conceded JCDecaux's protest position that the scoring methodology for the Minimum Annual Guarantee ("MAG") category in the RFP was misapplied contrary to City contracting policies and as required by law.

On October 17, 2012, JCDecaux presented its "Protest to Proposed Contract Award to Clear Channel Airports (RFP Airport Advertising Lease)" to the Airport arguing, in part, that the Airport improperly deviated from the RFP's instructions when it applied a scoring methodology that was not in writing and not made part of the RFP by addenda. Subsequently, in the February

433 California Street, Suite 630 • San Francisco, CA 94104 • (415) 986-4760 Office • (415) 766-4510 Fax
www.rosaleslawpartners.com



22

8, 2013, protest letter to the Board and City Attorney (“Protest Letter”), we continued to assert that the Airport’s failure to give written notice of the applied scoring methodology in the RFP was material and prejudicial to JCDecaux. As stated, “[o]nce the MAG points are properly applied [as required by the RFP], JCDecaux is the highest ranked proposer by a fraction of a point.” (Protest Letter, p. 2.) In all of our conversations with the City Attorney’s Office, we have been told that the applied unwritten scoring methodology is so commonplace in the airport industry for these types of concessions competitions that formal written notice is not necessary and therefore there was no error of law or policy. (See Protest Letter, Exh. D, October 29, 2012 letter from Deputy City Attorney David Serrano Sewell: “The Airport uses this standard methodology for its concession lease competitions of this type, as do other airports around the country.” See also Protest Letter at page 2, fn. 2 where we state: “A review of RFPs issued by SFO between 2006 and 2012 reveals that on at least 5 occasions, SFO has included an explanation of its sliding scale methodology....”¹)

Significantly, after the Budget and Finance Sub-Committee’s March 6, 2013 meeting where the SFO Advertising Lease award resolution was continued to the call of the Chair, SFO issued or amended RFPs to *include* detailed written explanations of the scoring methodology for the MAG offer (see e.g. Boarding Area E Newstand Lease, Addendum No. 1, dated April 12, 2013 to previously issued RFP dated January 2013, attached). This change in position serves as an admission of the merit of our protest. Accordingly, we ask the Board of Supervisors to uphold the protest on this ground and (1) proceed with the award of the Lease to JCDecaux because all of the information necessary to find JCDecaux as the most responsible and responsive proposer in the competition is before the Board; or (2) return the matter to the Airport Commission with specific guidance on the factors the Board requires the Commission to consider before the Board will accept a recommendation to award the Lease.

We also urge the Board to request from the City Attorney or outside counsel a publicly available legal opinion as to why the protest should not be upheld on this ground.

B. The Board’s Authority to Approve or Disapprove the SFO Advertising Lease cannot be limited by the City Attorney’s Interpretation of the Board’s Charter Discretion

On March 5, 2013, we copied the Board on a letter from the undersigned to Deputy City Attorney Jon Givner responding to the statement attributed to him in the Budget Analyst’s March 6 and May 8 reports, that “[t]he Board of Supervisors is not responsible for considering bid protests on the subject lease.” We incorporate by reference and attach the March 5, 2013 correspondence. The net effect of the City Attorney’s statement is to limit the discretion of the

¹ “A review of RFPs issued by SFO between 2006 and 2012, reveals that on at least five occasions, SFO has included an explanation of its sliding scale methodology: RFP for Distributed Antenna Systems at SFO for Cellular and Other Wireless Systems (May 2008); RFP for Operation, Maintenance and Upgrade of Wireless-Fidelity System at SFO (Feb. 2010); RFP for Management and Operations of Public and Employee Parking (Oct. 2011); RFP for SFO Proposals to Provide Shuttle Bus Services (June 2012); and RFP for Contract 9194, Maintenance and Support of Baggage Handling Control Systems (August 2012). MTA’s Contract No. CS-163 for professional services also states in writing its scoring methodology (Oct. 2010). (See Exhibit H for illustrations.)” (Original footnote #2 of Protest Letter.)

President David Chiu
Honorable Members
San Francisco Board of Supervisors
Page 3 of 3

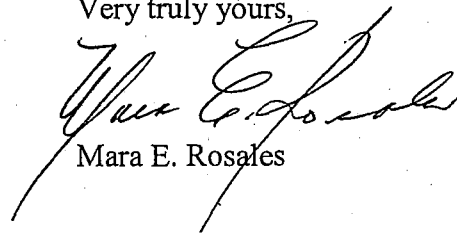
Board to discuss JCDecaux's protest in a public forum, something the Charter does not do. As demonstrated in our March 5 letter, the people of San Francisco do not constrain the Board's plenary discretion to approve or disapprove leases subject to its jurisdiction, as is unquestionably the case here. Indeed, to the extent JCDecaux's protest is an unlitigated claim against the City, the Charter expressly *grants the Board of Supervisors* the power to settle or dismiss these types of claims upon the recommendation of the City Attorney. (Charter Section 6.102.5; see also SF Adm. Code Secs. 10.25-10 & 10.25-11: [Airport Commission and City Attorney authority to settle litigated and unlitigated claims under \$100,000].) Taken together, Charter Sections 6.102.5 and 9.118 clearly dispose of the City Attorney's attempt to curtail the Board's legal and policy discretion to disapprove the lease award to Clear Channel. Moreover, the City Attorney's advice promotes a lack of transparency in the award process at issue and essentially protects Clear Channel's interest over the public interest.

As the California Supreme Court has repeatedly ruled in competitive solicitation cases—a primary purpose of a competitive bidding/solicitation process is to “guard against favoritism, ... fraud and corruption, to secure the best work... at the [best] price practicable; ... [Competitive bidding requirements] are enacted for the benefit of the property holders and taxpayers, and not for the benefit or enrichment of the bidders, and should be so construed and administered to accomplish such purpose fairly and reasonably with sole reference to the public interest.” (*Domar Electric, Inc. v. City of Los Angeles* (1994) 9 Cal.4th 161, 173.)

The City's admission of a material error in the RFP process which results in prejudice to one of the bidders, coupled with the Budget Analyst's well-reasoned and impartial economic analysis supporting a stronger business model for the General Fund, provide more than enough reason for the Board to disapprove the proposed resolution to Clear Channel Airports.

For all of the above reasons, we urge the Board of Supervisors to disapprove the resolution, sending a clear message that the City and County of San Francisco's competitive processes are designed to promote the public's interest.

Very truly yours,



Mara E. Rosales

cc: City Attorney Dennis Herrera
Mayor Ed Lee
John L. Martin, Airport Director (via U.S. mail)
Hon. Airport Commission, c/o Jean Caramatti, Secretary (via U.S. mail)
Sheryl Bregman, Airport General Counsel (via U.S. mail)
Harvey Rose, Board of Supervisors Budget Analyst
Angela Calvillo, Board of Supervisors Clerk
Bernard Parisot, Co-CEO, JCDecaux



San Francisco International Airport

**Boarding Area E Newsstand Lease,
A Small Business Enterprise Set-Aside
Request for Proposal
Addendum No. 1**

Date: April 12, 2013
To: Respondents to Letter of Interest for the Lease referenced below
Subject: Addendum No. 1 to the Boarding Area E Newsstand Lease, A Small Business Enterprise Set-Aside
Concession Opportunity: One Retail Newsstand in Boarding Area E totaling approximately 493 square feet.
Previously-Issued RFP: Request for Proposal dated January 2013 (RFP)

On behalf of the San Francisco International Airport, we invite you to participate in the selection process for this Concession Opportunity pursuant to the RFP, supplemented by this Addendum. Please review the RFP, this Addendum, and any other addenda carefully.

1. Submittal 4 – Evaluation Criteria (Section 5 Minimum Annual Guarantee Offer (Submittal 5)). Insert the following:

The MAG offer constitutes **15 points or 15% of the overall competition**. Each MAG offer shall be evaluated on a competitive basis, relative to the other MAG offers received. While the Airport reserves the right to award the lease to a Proposer other than the highest bidder, the Airport shall assign the greatest number of points to the highest MAG offer. The highest MAG offer will receive the maximum points allowed under this criteria and each remaining, and lower, MAG offer will receive a proportionately lower score. That score will be combined with other scores received by that Proposer from the selection panel to establish a total score for each Proposal.

For example, if the RFP assigns a maximum of 50 points to the MAG offer criteria and Proposer A submits the highest MAG offer of \$300K, then Proposer A will receive 50 points. If Proposer B submits a MAG offer of \$250K, then Airport staff would divide Proposer B's MAG offer by the highest MAG offer and multiply the result by the total points possible to equal the proportionate number of points [$\$250,000 \div \$300,000 = .83 \times 50 = 41.50$ points for Proposer B].

AIRPORT COMMISSION CITY AND COUNTY OF SAN FRANCISCO

EDWIN M. LEE MAYOR LARRY MAZZOLA PRESIDENT LINDA S. CRAYTON VICE PRESIDENT ELEANOR JOHNS RICHARD J. GUGGENHIME PETER A. STERN JOHN L. MARTIN AIRPORT DIRECTOR

Addendum No. 1 to the Boarding Area E Newsstand Lease, A Small Business Enterprise Set-Aside
Request for Proposal
April 12, 2013
Page 2

2. **Prohibited Merchandise** (Exhibit B, Section C, Page 2). Delete in its entirety and insert the following:

Any and all sales of meals, alcoholic beverages by the drink and soft drinks from a soda fountain for immediate consumption.

Should you have any questions regarding this Concession Opportunity, please submit them in writing by facsimile to (650) 821-4519, Attn: Clarissa Mamaril, Airport Revenue Development and Management, or via email at SFOConcessions@flysfo.com.

Very truly yours,



Leo Fermin
Deputy Airport Director
Business and Finance

cc: Clarissa Mamaril



ROSALES LAW PARTNERS LLP

March 5, 2013

Mara E. Rosales
mara@rosaleslawpartners.com

Via Email: jon.givner@sfgov.org

Jon Givner
Deputy City Attorney
Office of the City Attorney
1 Dr. Carlton B. Goodlett Place, Room 234
San Francisco, CA 94012

RE: Budget and Legislative Analyst's report for File 13-0072

Dear Mr. Givner:

We are in receipt of the Budget and Legislative Analyst's report dated March 6, 2013 with respect to File 13-0072, Airport Advertising Lease. The report states your opinion that (1) "under Charter Section 9.118, the Board of Supervisors ("Board") has the authority to approve or disapprove the subject lease, but cannot amend the resolution to award the lease to JCDecaux..." and (2) that the Board is not responsible for considering bid protests on the lease. We are unsure whether the report summarizes your position accurately, however, assuming that it does we make the following observations.

First, the City Charter states that a lease of real property "shall *first* be approved by resolution of the Board of Supervisors" where the anticipated revenue to the City is more than one million dollars. (Charter Sec. 9.118(c).) Accordingly, the Board has "first" approval, suggesting that its Charter authority is paramount and plenary.

Second, the statement attributed to you in the report that the Board is not responsible for considering bid protests on this lease is inaccurate. While we agree that the Board is not *the* responsible body regarding adjudication of protests to a contract award, there is no doubt that it may be such *a* responsible body. This is especially true when a protest relates to whether the process required by the Board has been followed. Under Administrative Code Section 2A.173, the Airport Commission's power to award the lease at issue is subject to a fair competitive process. This standard of fairness has been mandated by the Board. Since the Board imposed

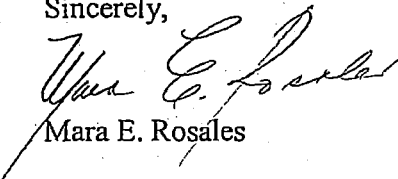
Jon Givner
March 5, 2013
Page 2

the RFP requirement in the first instance, it can consider a protest that the RFP process has not been satisfied. There is no limitation in the Charter that places the bid protest resolution authority in any specific body. Therefore, the Board can consider the merits of the protest as part of its approval/disapproval authority. Indeed, in 2008, your office took the position that a challenge to a contract award decision before the Board *must* be presented to the Board or it is waived. (See *SN Sands Corp v. CCSF* (2008) 167 Cal.App.4th 185, 192.) The Board clearly has the power to consider whether it has the jurisdiction to decide matters before it. (*SN Sands Corp. v. CCSF supra* 167 Cal.App.4th at 192.)

In 2002, City Attorney Herrera issued a published opinion regarding the application of Charter Section 9.118(b), observing the well-established rule of law that “[g]enerally, contracts with governmental agencies are not valid if legally mandated procedures are not followed.” (City Attorney Opinion No. 2002-03.) Here, the Board is the last discretionary contract approving authority to ensure that City departments are awarding contracts and leases consistent with Charter and Board imposed legal requirements. It is common sense that the Board may entertain any relevant matter, including a protest, before exercising its prerogative to approve/disapprove a department’s recommended contract award decision.

Please feel free to call me if you would like to discuss these matters.

Sincerely,



Mara E. Rosales

MER:rp

cc: City Attorney Dennis Herrera
Sheryl Bregman, Airport General Counsel
Supervisor Mark Farrell, Budget and Finance Sub-Committee
Supervisor Eric Mar, Budget and Finance Sub-Committee
Supervisor John Avalos, Budget and Finance Sub-Committee
Supervisor David Chiu
Honorable Members Board of Supervisors
Harvey Rose, Board of Supervisors Budget Analyst
John L. Martin, Airport Director
Hon. Airport Commission, c/o Jean Caramatti, Secretary
Bernard Parisot, Co-CEO, JCDecaux



ROSALES LAW PARTNERS LLP

May 13, 2013

Mara E. Rosales
mara@rosaleslawpartners.com

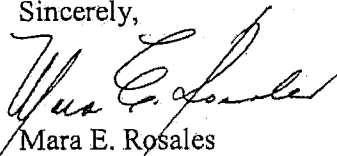
Angela Calvillo
Clerk, Board of Supervisors
City Hall
1 Dr. Carlton B. Goodlett Place, Room 244
San Francisco, CA 94102-4689

Re: Supplement to Testimony Presented to Budget & Finance Sub-Committee on May 8, 2013
(Item # 130072—SFO Advertising Lease)

Dear Ms. Calvillo:

At the request of Bernard Parisot, Co-CEO of JCDecaux North America, I ask that you include the attached chart identifying 2012 Revenue per Passenger as well as MAG per Passenger (among other data points) in the Board of Supervisors' file for the above reference matter. This information is a supplement to Mr. Parisot's testimony of May 8, 2013 before the Budget & Finance Sub-Committee. I also ask that you distribute a copy of this information to each Board member for his/her consideration before the item is heard by the Board.

Sincerely,



Mara E. Rosales

MER/rp
Enc.

Cc: Harvey Rose, Budget & Legislative Analyst
Bernard Parisot, co-CEO, JCDecaux North America

433 California Street, Suite 630 • San Francisco, CA 94104 • (415) 986-4760 Office • (415) 766-4510 Fax
www.rosaleslawpartners.com

AIRPORT NAME	2012 YEARLY PASSENGERS	2012 ADVERTISING REVENUE	2012 REVENUE PER PASSENGER	MAG	MAG PER PASSENGER	% FEE	AIRPORT PAYMENT	REVENUE PAYMENT PER PASSENGER
Port Authority New York and New Jersey*	109,014,544	\$66,795,000	\$0.61	\$40,000,000	\$0.37	70% Static 50% Digital	\$45,255,430	\$0.42
San Francisco International Airport (Proposed New Contract)	43,061,106	\$15,191,000	\$0.35	\$10,000,000	\$0.23		\$10,000,000	\$0.23
Los Angeles International Airport	63,688,121	\$26,711,000	\$0.42	\$14,000,000	\$0.22	70% Sponsorships 15%	\$18,301,461	\$0.29
San Francisco International Airport (Current Contract)	43,061,106	\$15,191,000	\$0.35	\$7,586,665	\$0.18	70%	\$10,633,538	\$0.25
Metropolitan Washington Airports Authority**	42,216,961	\$17,489,000	\$0.41	\$7,500,000	\$0.18	65% Static 50% Digital	\$10,665,291	\$0.25
Logan International Airport	29,325,617	\$4,224,000	\$0.14	\$3,350,000	\$0.11	65.5%	\$2,766,909	\$0.09
Dallas/Fort Worth International Airport	58,590,633	\$8,594,000	\$0.15	\$5,160,000	\$0.09	60%	\$5,285,318	\$0.09
McCarran - Las Vegas International Airport	41,667,596	\$13,229,000	\$0.32	\$2,700,000	\$0.06	85%	\$5,906,525	\$0.14
Denver International Airport	53,156,278	\$6,640,624	\$0.12	\$2,080,828	\$0.04	61%	\$6,640,624	\$0.12
Houston Airport Systems***	60,766,740	\$15,495,000	\$0.25	\$2,200,000	\$0.04	70% Static 50% Digital	\$9,173,845	\$0.15
Miami International Airport	39,467,444	\$13,090,000	\$0.33	\$4,500,000	\$0.11	65%	\$8,593,085	\$0.22
Chicago O'Hare International Airport****	66,834,931	\$27,557,000	\$0.41	\$0	\$0.00	60%	\$16,505,844	\$0.25
Hartsfield-Jackson Atlanta International Airport	95,487,000	\$12,972,000	\$0.14	\$0	\$0.00	65%	\$8,431,568	\$0.09

* Global MAG for Port Authority of NY and NJ Airports (JFK, LGA, EWR)

** Global MAG for Metropolitan Washington Airport Authority (DCA, IAD). MAG goes up to \$7.75M for option years 5 and 6 and \$8M for option years 7 and 8

*** Global MAG for Houston Airport Systems (IAH, HOU). New MAG resulting from 2012 RFP \$4.85M

**** 2012 RFP resulted in \$8.688M MAG (set by RFP) or 85% of previous year fee payments

Board of Supervisors

To: Miller, Alisa
Subject: File 130070: Proposed Duboce Park Landmark District

-----Original Message-----

From: Randy Broman [mailto:rbroman@bayarea.net]
Sent: Tuesday, May 07, 2013 10:14 AM
To: Board of Supervisors; Lee, Mayor; Wiener, Scott; Kim, Jane; Chiu, David; Brown, Mary; Corrette, Moses; patriciatura@me.com; jasonmonberg@gmail.com; jfschambre@comcast.net; Susan Porter Beckstead
Subject: Re: Proposed Duboce Park Landmark District

My wife Ann and I have owned and lived in the house at 60 Pierce St, which would be included in the proposed Duboce Park Landmark District, for over 35 years. Our house is included in the banner photo for the Planning Department's website for this project, and we are deeply committed to historic preservation in our neighborhood.

Nevertheless we, along with the majority of homeowners included in the proposed Landmark District, have clearly indicated our opposition to the proposal, strongly and repeatedly. Our opposition is based on our own belief that the cost-benefit to the proposal is negative, and the concern that additional regulation of construction and renovation in the neighborhood would impede, rather than encourage, historic preservation.

I have emailed those involved on the Planning Commission several times, requesting information regarding benefits of the proposal. I have yet to receive a response. In the absence of such response, I note that the Planning Department includes a rather short description of potential benefits on the website, consisting solely of an identification of government programs providing financial incentives for historic preservation. These programs are already in place, and they are completely independent of the Duboce Park Landmark District proposal.

The Landmark District proposal provides no financial incentives of it's own.

On the negative side, the Landmark District proposal adds yet another level of review to the notably cumbersome process for permitting and inspection for building in San Francisco; and a requirement to obtain a Certificate of Appropriateness from a committee whose members have no financial stake in the outcome. This is on top of a permitting process which already includes an architectural review for appropriateness, as well as opportunity for notification of, comment by, and public meeting with neighbors proximate to a renovation or new construction.

The have been at least four major renovations on my block in the last several years. Even absent new Certificate of Appropriateness, these renovations have been entirely in keeping with the historic character of the neighborhood. Each of the renovations has taken over two years, the existing permitting and inspection process has added a great deal of time and expense to the project, and those owners overwhelmingly feel the process needs to be simplified, rather than expanded. In a recent article Wednesday, April 11 2013, the San Francisco Chronicle refers to the city's "Byzantine approval process" as a contributor to the housing shortage here. In an email response to me May 3, 2013, supervisor Scott Weiner acknowledged that existing processes here are "way too complicated, bureaucratic, and expensive".

The Planning Department claims to have conducted a survey showing that the majority of residents of the Landmark District are in favor of the proposal. That survey had a response of less than 40% of residents. I myself did not receive the survey, and Mary Brown, who conducted the survey, had my name, address, and email prior to her survey. Many others in the

neighborhood did not receive that survey either, and we have emailed Scott Weiner and Mary Brown that regard. Again receiving no meaningful response from the Planning Department, we conducted our own more comprehensive survey, which showed that a substantial majority of residents of the Proposed Duboce Park Landmark District are against the proposal. We have offered to support an audit of our results by any neutral third party - again, no response.

My wife and I are retired now, and like most seniors, our income is significantly less than during our earning years. We love San Francisco, and we are committed to maintain our home to the highest level, from a historic perspective and otherwise. But we have to watch our budget now, and we hope that the city will not add this unnecessary expense to our cost of living here.

Respectfully, Randy and Ann Broman
60 Pierce St.
San Francisco CA 94117
(415)552-6246

From: Board of Supervisors
To: BOS-Supervisors
Subject: SF does not deserve to host Super Bowl 50

From: Allen Jones [mailto:jones-allen@att.net]
Sent: Tuesday, May 07, 2013 3:06 PM
To: Board of Supervisors
Subject: SF does not deserve to host Super Bowl 50

To All Members of the San Francisco Board of Supervisors,

The estimated \$300 to \$500 million in economic boost means nothing to a community in San Francisco who will see none of it if San Francisco is selected to host Super Bowl 50.

1. This ten minute YouTube video explains what was my hope more then a year ago.

<http://youtu.be/BPw52WUbRzQ>

2. This published opinion by me, was also my observation of what I claim the 49ers have done to a struggling Black community of San Francisco before bolting to a affluent white community just outside of the city.

<http://newamericamedia.org/2012/03/in-a-page-from-the-bible-49ers-no-good-samaritan.php>

3. Commissioner Roger Goodell letter dated June 15, 2011 is key to making my point. If the NFL "Supports" communities that support the NFL, why did the league loan the York's \$200 million to leave a struggling community that supported the team for 30 years and at the time 5 Super Bowls?

<http://www.nfl.com/news/story/09000d5d82054f96/printable/a-letter-from-the-commissionerhttp>:

4. This link describes the complaint of the minority contractors who were locked out.

<http://sfbayview.com/2013/national-black-leaders-decry-economic-exclusion-from-49ers-stadium-construction/>

5. The NFL Super Bowl Committee is about to name the "Host City for its 50th Super Bowl. This link is the article that indicates San Francisco might have an edge in getting that Super Bowl

<http://www.sfgate.com/bayarea/article/SF-Super-Bowl-bid-boosted-by-Florida-4489015.php>

If all this was happening in South Florida, would you think Super Bowl V should be held there?

Allen Jones

(415) 756-7733

jones-allen@att.net

<http://casegame.squarespace.com>

From: Board of Supervisors
To: BOS-Supervisors
Subject: File # 120987 (Marina Degaussing Station Restaurant Proposal),

From: Gianni [<mailto:giannis@pacbell.net>]
Sent: Tuesday, May 07, 2013 10:30 PM
To: Board of Supervisors
Subject: File # 120987 (Marina Degaussing Station Restaurant Proposal),

Dear San Francisco Board of Supervisors,

We are writing to urge you to stop the proposed use of the Degaussing Station as a restaurant.

The Degaussing Station is a Historical Building and should be used as such with the leasing of that building for Educational or Non Profit use that the entire Community could use, such as the Fort Mason and Presidio sites.

The Citizens of San Francisco should be fully informed in an open air policy with clear choices. Citizens should decide, not those who will profit.

There has not been an accurate count of fully informed San Francisco Citizens voices.

An investigation into reports of kick-backs and conflict of interest should be investigated.

Again we urge you to stop this poorly thought out plan.

Thank you for your time and attention to this matter.

Respectfully,

The D Gianni Family, Concerned Citizens,
Long Time Marina Residents

From: Roland Salvato [rolandsalvato@hotmail.com]
Sent: Sunday, May 12, 2013 1:25 PM
To: Chiu, David; Campos, David; Cohen, Malia; Tang, Katy
Cc: Farrell, Mark; Wiener, Scott; Kim, Jane; Mar, Eric (BOS); Avalos, John; Breed, London; Yee, Norman (BOS); Board of Supervisors; Eric (preservation consortium) Brooks; Judy (Coalition for SF Neighborhoods) Berkowitz
Subject: THANK YOU Supervisor Chiu and others! 8 Washington Has Miffed

PIPES RISK KNOWN BY PUC and PLANNING - 8 Washington Project -A Disaster in the Making

Campos: *"Why are we talking about [these issues] months after the approval?"*

A presentation by Board of Supervisors President David Chiu recently focused on San Francisco's sewage system as it may be impacted by the 8 Washington project, and included some of the following information:

- Removal of 2-football stadiums' worth of dirt from the proposed 8 Washington site will require thousands of truck trips on the Embarcadero.
- There used to be an easement requiring at least 32 feet between sewage pipes and large buildings...but the PUC is allowing the 8 Washington project a new set of rules which reduce the easement to only 3 feet to 8 feet
- There was no study of the risks caused by this scenario, even though city staff knew about them due to a PUC report that was not included in the project's EIR
- The PUC acknowledges a significant amount of important 'infrastructure' including pressurized piping for sewage in the immediate vicinity of the 8 Washington project. The main pipe carries up to 20 million gallons of waste per day.
- The sewage system has no backup infrastructure; a repair would require hours-days-weeks to conclude
- "Who has the liability to pay for a failure of the sewage system that ruptures and passes millions of gallons of sewage into San Francisco streets?" "The developer gets to make half a billion dollars, and the liability for (earthquake-related and other) risks is passed to the owners of the condos..."
- The California State Teachers Retirement System has invested \$42 million in the 8 Washington project - would they need to pay for the liability? The developer testified that this was a "private matter".
- The PUC's report on the project was commissioned of a 3rd party vendor; the report cost \$105,000 and took 7 months to complete. The report's author was not present at the hearing.
- The PUC, unable to answer some questions about the construction, referred some questions to the developer
- The developer of 8 Washington, Simon Snellgrove, selected an alternative, less-expensive building base stabilization system, even though the earthquake-induced risk to the building may be higher
- Portions of the existing fill at the construction site have been classified as "environmentally hazardous"; nevertheless, this information was not included in the EIR document written by Planning etc. [[You can review the entire video by clicking here.](#)]

The PUC, the Planning Department and other City agencies had not cooperated fully with Supervisor Chiu's request for information. Nevertheless, he was able to gather and present a lot of information that was

validated by PUC and other city staff.

Chiu's presentation illustrated the 8 Washington project as an example of the level of meaningful detail that may easily be missed without additional evaluation, especially under CEQA.

The Supervisors must be aware of our feelings that the information "missing" from the 8 Washington project that would be completely inaccessible if the CEQA legislation is modified to reduce it. The 8 Washington project shows that early "entitlements" could not be appealed under CEQA if the appeal period is hyphenated.

A hearing Monday at the Land Use Committee is our next and possibly last opportunity to ensure the "CITY FAMILY" and supervisors hear our request that the Kim version of the CEQA legislation--allowing a greater degree of project evaluation--be moved forward.

Until the lions have historians, the history of the hunt will always glorify the hunter.
-- Chinua Achebe

Board of Supervisors

To: BOS-Supervisors
Subject: Gypsy cabs - KTVU Special Report

From: Marcelo Fonseca [<mailto:mdf1389@hotmail.com>]
Sent: Tuesday, May 07, 2013 1:11 PM
To: Board of Supervisors; Cityattorney; Lee, Mayor; MTA Board
Cc: Hayashi, Christiane; Ed Reiskin
Subject: Gypsy cabs - KTVU Special Report

Mayor Ed Lee
Board of Supervisors
City Attorney's Office
SFMTA Board

This special report was aired a while ago, by now we have more illegal vehicles out there operating as taxis.

As you can see, I sent the link to the CPUC Board. It is my hope that all regulatory agencies are aware of this problem now. <http://www.ktvu.com/videos/news/special-report-gypsy-cabs-pose-threats-to/vqmTq/>

Thank you.

Marcelo Fonseca
mdf1389@hotmail.com
415-238-7554

From: mdf1389@hotmail.com
To: mp1@cpuc.ca.gov; carla.peterman@cpuc.ca.gov; catherine.sandoval@cpuc.ca.gov;
mark.ferron@cpuc.ca.gov; mike.florio@cpuc.ca.gov; public.advisor@cpuc.ca.gov;
april.mulqueen@cpuc.ca.gov; rim@cpuc.ca.gov
Subject: Gypsy cabs - KTVU Special Report
Date: Tue, 7 May 2013 12:35:29 -0700

CPUC Board &
Honorable Judge Robert Mason

This is a special report on KTVU Channel 2 about gypsy cabs/limos working the streets of San Francisco illegally, posing great danger to the public.

I sent you a Petition for Redress of Grievances not long ago; in my petition I stated that the flood gates to criminality, to anarchy and to lawlessness have been opened with the influx of these illegal operators. This video is very good evidence to support my statement.

I sure hope you have the time to watch it.

<http://www.ktvu.com/videos/news/special-report-gypsy-cabs-pose-threats-to/vqmTq/>

Thank you very much.

Marcelo Fonseca
mdf1389@hotmail.com
415-238-7554

From: Marcelo Fonseca [mdf1389@hotmail.com]
Sent: Sunday, May 12, 2013 6:57 PM
To: Board of Supervisors; Cityattorney; Lee, Mayor; MTA Board
Cc: Ed Reiskin; Hayashi, Christiane
Subject: FW: Rule-making on NOETS

I just sent this e-mail to the CPUC Board and Honorable Judge Robert Mason.
Thank you for reading it.

Marcelo Fonseca
415-238-7554

From: mdf1389@hotmail.com
To: rim@cpuc.ca.gov; mp1@cpuc.ca.gov; mike.florio@cpuc.ca.gov; carla.peterman@cpuc.ca.gov; catherine.sandoval@cpuc.ca.gov; mark.ferron@cpuc.ca.gov; public.advisor@cpuc.ca.gov
Subject: Rule-making on NOETS
Date: Sun, 12 May 2013 18:49:02 -0700

**Honorable Administrative Law Judge Robert Mason,
CPUC President Michael Peevey and Commissioners**

Dear Sirs,

We cab drivers are delighted to hear that you demanded proof of liability and workers compensation from Uber, Lyft and Sidecar last week. Even though a lot of my fellow taxi drivers will take this as a huge step in the right direction, I'd like to say that these so-called NOETS' lack of commercial insurance is just one of the many dangers they pose to the public. The doors to criminality are still opened when UNMARKED vehicles take people TO & FROM many different neighborhoods in the City.

It's well known now that these for-profit enterprises are not about ride-sharing at all; they sell rides to private vehicle drivers who are not registered, not finger-printed, not San-Francisco-geography-tested, nor, in case of an accident, drug-tested by the SFMTA. These NOETS operate as taxis and they provide fee-based transportation services within the City and County of San Francisco; perhaps they should be under the SFMTA's jurisdiction.

Please reconsider the reason all 7,000 registered taxi drivers in San Francisco go through such a process with the MTA and please reconsider the difference between sharing a ride once-a-day across the Bay and taking people all over the City throughout long hours for money.

Once again, I urge you to stop this free-for-all regulatory environment, I urge you to reinstate the cease-and-desist order to the NOETS and I urge you to stop the open-entry for TCP licenses in an already saturated limo market.

Thank you very much for reading my e-mail.

Marcelo Fonseca
mdf1389@hotmail.com
415-238-7554

From: Erik Hattan [erikhattan@gmail.com]
Sent: Saturday, May 11, 2013 9:34 PM
To: Board of Supervisors
Subject: Please support the taxi medallion system

Dear Board of Supervisors,

I am a third generation San Francisco cab driver. I spent 15 years on the waiting list for a taxi medallion. When my name came up, instead of waiting for a free medallion, I purchased mine for \$250,000. I borrowed a huge sum of money from my family for this business opportunity. Now, I fear every day that I will lose that money before I can repay it. This fear is driven by Lyft, Uber and Sidecar which the Mayor has publicly supported.

I wanted you to know that there are people who are being hurt badly by the proliferation of these new unregulated businesses operating as quasi cabs. When the city needed money, I put my faith in the system and bought my medallion. I'm asking now that the Board of Supervisors puts its faith and support behind me and the other hard working taxi drivers and medallion holders who have invested a huge portion of their lives in a business that serves San Francisco.

Please urge Mayor Lee to stop supporting Lyft, Uber and Sidecar.

Yours,

Erik Hattan
Medallion #186

From: jackbarry99@gmail.com on behalf of Jack Barry [jack@barryhillrealtors.com]
Sent: Sunday, May 12, 2013 5:03 PM
To: Board of Supervisors
Subject: More meters....., yes.

SF is drowning in automobiles.

Let us also end "free overnite, unlimited parking".... by expanding the Preferential Parking Permits...

john barry in the Inner Sunset.

Real Estate Sales & Management.
Full Service. Half the Cost.
jackbarry99@gmail.com