



San Francisco is reopening or expanding activities consistent with the State’s Framework for a Safer Economy, with additional modifications in many instances under its health orders and directives. San Francisco’s decisions to reopen or expand balance the public health risks of COVID-19 transmission with the public health risks of economic and mental health stress.

Even though COVID-19 case rates have come down significantly since their peak during the third surge, and more people are vaccinated, there remains a risk that people who you come into contact with when you are outside your Residence may have COVID-19. Most COVID-19 infections are caused by people who have no symptoms of illness. Due to limited supply of vaccine, only a minority of San Franciscans are fully vaccinated. We also have confirmed there are new, more contagious virus variants in the San Francisco Bay Area and that some of these variants are more likely to cause serious illness and death in unvaccinated people.

The opening or expansion of sectors does not necessarily signify that these activities are “safe.” The purpose of the required safety protocols contained in the health orders and directives is to make these activities and sectors safer for workers and the public. But reopening and expansion requires that all individuals and businesses use particular care and do their part to make these activities as safe as possible by strictly and consistently wearing Face Coverings and following Social Distancing Requirements and all other safety protocols.

People at risk for severe illness with COVID-19—such as unvaccinated older adults, and unvaccinated individuals with health risks—and members of their household are urged to defer participating at this time in activities with other people outside their household where taking protective measures of wearing face masks and social distancing may be difficult, especially indoors or in crowded spaces.

DIRECTIVE OF THE HEALTH OFFICER No. 2021-02b

**DIRECTIVE OF THE HEALTH OFFICER OF
THE CITY AND COUNTY OF SAN FRANCISCO REGARDING REQUIRED BEST
PRACTICES FOR OUTDOOR ARTS AND MUSIC FESTIVALS AND
PERFORMANCES**

(PUBLIC HEALTH DIRECTIVE)
DATE OF DIRECTIVE: April 14, 2021

By this Directive, the Health Officer of the City and County of San Francisco (the “Health Officer”) issues industry-specific direction that organizers of outdoor arts, music, and theatrical festivals and performances must follow as part of the local response to the Coronavirus Disease 2019 (“COVID-19”) pandemic. This Directive constitutes industry-specific guidance as provided under Sections 4.e and 11 of Health Officer Order No. C19-07v issued on April 14, 2021 (the “Stay-Safer-At-Home Order”) and, unless otherwise defined below, initially capitalized terms used in this Directive have the same meaning given them in that order. This Directive goes into effect at 8:00 a.m. on April 15, 2021, and remains in effect until suspended, superseded, or amended by the Health Officer. This Directive has support in the bases and justifications set forth in the Stay-Safer-At-Home Order. As further provided below, this Directive automatically incorporates any revisions to the Stay-Safer-At-Home Order or other future orders issued by the Health Officer that supersede that order or reference this Directive. This Directive is intended to promote best



Health Officer Directive No. 2021-02b

practices as to Social Distancing Requirements and sanitation measures, helping prevent the transmission of COVID-19 and safeguard the health of workers, customers, and the community.

UNDER THE AUTHORITY OF CALIFORNIA HEALTH AND SAFETY CODE SECTIONS 101040, 101085, AND 120175, THE HEALTH OFFICER DIRECTS AS FOLLOWS:

- 1. This Directive applies to all owners, operators, managers, and supervisors (“Organizer”) of any outdoor arts and music festivals or performances (“Outdoor Performance”).**
- 2. Any Outdoor Performance is limited to 50 patrons. Performers and Personnel do not count towards this limit.**
- 3. All patrons must be residents of California, or out-of-state visitors who prove they are fully vaccinated. People are considered fully vaccinated for COVID-19 at ≥ 2 weeks after they have received the second dose in a 2-dose series (Pfizer-BioNTech or Moderna), or ≥ 2 weeks after they have received a single-dose vaccine (Johnson and Johnson/Janssen). The following are acceptable as proof of full vaccination: (a) Vaccination card (which includes name of person vaccinated, type of vaccine provided and date last dose administered), (b) a photo of a vaccination card as a separate document, (c) a photo of the attendee’s vaccine card stored on a phone or electronic device, or (d) documentation of vaccination from a healthcare provider.**
- 4. Patrons must remain with their individual Household, and do not need to be seated, unless food and beverages are consumed at the Outdoor Performance. If food and beverages are consumed at the Outdoor Festival, the Organizer must provide seating or designated areas for patrons to eat, and ensure that patrons consume any food or drink while seated. Groups sitting together for must be no more than eight individuals. Each group of eight individuals must maintain at least six feet distance from other groups.**
- 5. Live speakers, performers, or other presenters (each a “Performer”) may perform provided that each Performer must wear a Face Covering at all times and must maintain a minimum of 6 feet of physical space from others while performing. Any Performer who engages in singing, chanting, yelling, or raising their voice or playing a wind instrument may do so in strict accordance with section 3.i of the Stay-Safer-At-Home Order. For more details regarding restrictions on Performers, including a requirement to cover the bell or holes of wind instruments, see the Tip Sheet, available online at www.sfdcpc.org/gatheringtips.**
- 6. Attached as Exhibit A to this Directive is guidance from the Department of Public Health for Outdoor Performances (“Guidance”). All Outdoor Performance Organizers must comply with all applicable requirements listed in the Guidance.**
- 7. At least five business days prior to the first performance, each Outdoor Performance Organizer must create, adopt, and implement a written health and safety plan (a “Health and Safety Plan”) consistent with this Directive, and that conforms to the requirements posted by the Department of Public Health (“DPH”).**



Health Officer Directive No. 2021-02b

in the Outdoor Performance template, located at
<https://www.sfdph.org/dph/alerts/covid-guidance/2021-02-HSP-Arts-Music-Outdoors.pdf>.

8. Each Outdoor Performance Organizer must (a) submit the Health and Safety Plan to DPH at healthplan@sfcityattty.org, (b) provide a summary of the Health and Safety Plan to all Personnel working on site or otherwise in the City in relation to its operations and make the Health and Safety Plan available to Personnel upon request, (c) post the plan on the Outdoor Performance Organizer’s website on a permanent URL (the URL must be included when the plan is submitted to DPH), and (d) post the Health and Safety Plan at each entrance to the performance site. Also, each Outdoor Performance Organizer must provide a copy of the Health and Safety Plan and evidence of its implementation to any authority enforcing this Directive upon demand.
9. If an aspect, service, or operation of an Outdoor Performance is also covered by another Health Officer directive (all of which are available at www.sfdph.org/directives), then the Outdoor Performance Organizer must comply with all applicable directives, and it must complete all relevant Health and Safety Plan forms.
10. Each Outdoor Performance Organizer subject to this Directive must provide items such as Face Coverings (as provided in Health Officer Order No. C19-12, and any future amendment to that order), hand sanitizer or handwashing stations, or both, and disinfectant and related cleaning supplies to Personnel, all as required by the Best Practices. If any such Outdoor Performance Organizer is unable to provide these required items or otherwise fails to comply with required Best Practices or fails to abide by its Health and Safety Plan, then it must cease operating until it can fully comply and demonstrate its strict compliance. Further, as to any non-compliant Outdoor Performance Organizer, any such Outdoor Performance Organizer is subject to immediate closure and the fines and other legal remedies described below, as a violation of the Stay-Safer-At-Home Order.
11. For purposes of this Directive, “Personnel” includes all of the following people who provide goods or services associated with an Outdoor Performance Organizer: employees; contractors and sub-contractors (such as those who sell goods or perform services onsite or who deliver goods for the business); independent contractors; vendors who are allowed to sell goods onsite; volunteers; and other individuals who regularly provide services onsite at the request of the Outdoor Performance. “Personnel” includes “gig workers” who perform work via the business’s app or other online interface, if any.
12. This Directive may be revised by the Health Officer, through revision of this Directive or another future directive or order, as conditions relating to COVID-19 require, in the discretion of the Health Officer. Each Outdoor Performance Organizer must stay updated regarding any changes to the Stay-Safer-At-Home Order and this Directive by checking the Department of Public Health website (www.sfdph.org/directives) regularly.



Health Officer Directive No. 2021-02b


- 13. Implementation of this Directive augments—but does not limit—the obligations of each Outdoor Performance Organizer under the Stay-Safer-At-Home Order including, but not limited to, the obligation to prepare, post, and implement a Social Distancing Protocol under Section 4.d and Appendix A of the Stay-Safer-At-Home Order. The Outdoor Performance Organizer must follow this Directive, and the attached guidance, and update any plans as necessary for the duration of this Directive, including, without limitation, as this Directive is amended or extended in writing by the Health Officer and consistent with any extension of the Stay-Safer-At-Home Order, any other order that supersedes that order, and any Health Officer order that references this Directive.**
- 14. As an alternative to the requirements of this Directive, Outdoor Performance Organizers may use a reservation and assigned seating system and follow the larger capacity and other safety rules for Live Events and Performances with Live Audiences (Section 27 of Appendix C-1 the Stay-Safer-At-Home-Order), or Conferences, Meetings, and Receptions (Section 28 of Appendix C-1 the Stay-Safer-At-Home-Order).**

This Directive is issued in furtherance of the purposes of the Stay-Safer-At-Home Order. Where a conflict exists between this Directive and any state, local, or federal public health order related to the COVID-19 pandemic, including, without limitation, the Social Distancing Protocol, the most restrictive provision controls. Failure to carry out this Directive is a violation of the Stay-Safer-At-Home Order, constitutes an imminent threat and immediate menace to public health, constitutes a public nuisance, and is a misdemeanor punishable by fine, imprisonment, or both.

A handwritten signature in black ink, appearing to read "Susan Philip".

Susan Philip, MD, MPH,
Health Officer of the

Date: April 14, 2021



ALERT: Remain Cautious

In alignment with the State’s recommendations, San Francisco is reopening at the State’s Orange Tier starting March 24, 2021. The decision to reopen balances the public health risks of COVID-19 transmission with the public health risks of economic and mental health stress.

Even though COVID-19 case rates have come down, and more people are vaccinated, there remains a risk that people who you come into contact with may have COVID-19. Most COVID-19 infections are caused by people who have no symptoms of illness. We also have confirmed there are new, more contagious virus variants in the San Francisco Bay Area and that some of these variants are more likely to cause serious illness and death in unvaccinated people. We don’t yet know exactly how these variants will impact vaccine effectiveness, although clinical trial and real world data are reassuring that they will still work as intended. The opening of sectors does not necessarily signify that these activities are “safe.”

We have made our best efforts to create guidance to help these activities and sectors provide safer environments for workers and the public. However, this requires that everyone do their part to make these activities as safe as possible, including: wearing a well-fitted masks that covers your mouth and nose especially when talking, avoiding indoor settings to the extent possible, maintaining at least 6 feet distance from those you don’t live with, getting tested and isolating if you are ill, complying with additional health protocols required of open businesses. People at risk for severe illness from COVID-19 — such as unvaccinated older adults and unvaccinated people with health risks — and those who live with or care for them are urged to defer participating in activities with other people outside their household where taking protective measures of wearing face masks and social distancing may be difficult, especially indoors or in crowded spaces.

If you are fully vaccinated (i.e., 14 days have passed since your final shot), you can feel safer about your own health risks when participating in activities permitted by our state and local health departments. However, please consider the possible risk your exposure may have on those around you, especially those you live with and those who are unvaccinated, when you take part in activities that involve people outside your household.

Notice of Suspension or Restrictions of Indoor and Outdoor Activity


San Francisco continues to experience a rapid and significant surge in COVID-19 cases with current projections to continue to rise through the summer. In coordination with the State, we have implemented a number of measures to help reduce the spread of the virus and to help the community return to a safer, more vibrant state. As a result, the Health Officer is taking additional steps to control indoor and outdoor businesses and activities. The following table lists the suspension or restriction of indoor and outdoor activities and the associated dates. For the most up-to-date information, please refer to the Health Officer’s website at www.sfdph.org.

Business Capacities and Activities Table. Table with columns: Activity or Location, Business Category, and Change as of Effective Date. Rows include Retail, Dining, Workplaces, and Personal Services.

Business Capacities and Activities Table or BCAT

The Health Officer ordered suspensions or restrictions on capacity limits of the activities as shown in the table. These suspensions or restrictions amend any related orders, directives, or guidance. All impacted people and entities are required to adhere to these new limits and must otherwise continue to monitor and comply with all applicable Health Orders and Directives.

Refer to the BCAT (English, Chinese, Spanish, Tagalog, Vietnamese, Russian) for all current restrictions, limitations and suspensions.



Interim Guidance: Outdoor Arts and Music Festivals and Performances

Updated April 14, 2021

This guidance was developed by the San Francisco Department of Public Health (SFDPH) for local use. It will be posted at www.sfgdcp.org/outdoorperformance. This guidance may change as new knowledge emerges and local community transmission changes.

NOTICE: Guidance in this document may be revised due to changes in the COVID-19 risk level tier for San Francisco as assigned by the California Department of Public Health. Please see the associated changes in the [Business Capacities and Activities Table](#) (BCAT)

The following Guidance was developed by the San Francisco Department of Public Health for use by those who organize, work at, or attend Outdoor Festivals and Performances and will be posted at www.sfgdcp.org. This Guidance may change as information is updated.

AUDIENCE: Hosts, organizers, Personnel, participants and audiences of Outdoor Festivals and Performances.

BACKGROUND: San Francisco Health Directives allow people in different households to gather, with restrictions to prevent spread of COVID-19. This guidance sets forth rules and best practices to safely organize, host, and participate in Outdoor Arts and Music Festivals and Performances. This is different than gatherings for [Outdoor Live Events](#), which employ fixed seating at permanent venues. Similarly, performances at restaurants and bars have different requirements, which are detailed in the [Guidance for Dining and Drinking Establishments](#).


Organizers of Outdoor Festivals and Performances may create temporary seating following the guidelines below. Examples of Outdoor Festivals and Performances include performances of music, dance, theater, magic shows, comedy shows, poetry readings, book talks, panel discussions and film screenings.

Refer to the **Business Capacities and Activities Table** or **BCAT** ([English](#), [Chinese](#), [Spanish](#), [Tagalog](#), [Vietnamese](#), [Russian](#)) for all current restrictions, limitations and suspensions including capacity limits.

This guidance does not apply to a performance where there are no more than three households. These are considered to be [Small Outdoor Gatherings](#).

Summary of revisions since 3/23/2021

- Organizers of Outdoor Festivals and Performances may follow the larger capacity and safety rules for Live Events and Performances with Live Audiences or for Conventions, Meetings, and Receptions.



COVID-19 BASICS

People at risk for severe illness with COVID-19, such as [older adults](#) and people with certain **medical conditions**, as well as those **who live with or care** for them are strongly **discouraged** from participating in activities with other people **outside** their **household** where taking protective measures of wearing face masks and social distancing may be difficult, especially indoors or in crowded spaces.

How Does Covid-19 Spread?

Our current understanding is that COVID-19 is mostly spread from person-to-person in the air through virus-containing droplets in the breath of someone with COVID-19. These droplets enter the air when a person breathes. Even more droplets can get in the air when infected people talk, sing, cough, or sneeze. People with COVID-19 may have no symptoms and can still be breathing out virus-containing droplets that can infect others. Transmission can occur through:

- Larger droplets. These larger droplets are sometimes called “ballistic droplets” because they travel in straight lines and are pulled down by gravity. People nearby, usually within 6 feet, are infected when they breathe in these droplets or if the droplets land in their eyes, nose, or mouth.
- Smaller droplets or infectious particles. These can float in the air for a period of time and/or travel beyond 6 feet on indoor air currents, especially in enclosed spaces with poor ventilation. People sharing the same space are infected when they breathe in these smaller droplets and particles or the droplets or particles land on their eyes, nose, or mouth – even if they are further than 6 feet away. These droplets are sometimes referred to as “aerosols” or “bioaerosols”.

COVID-19 can also spread if a person touches their eyes, nose or mouth after touching a contaminated surface (also known as a fomite), however this is less common.

Basic Covid-19 Prevention

- [Wash your hands often with soap and water](#). If soap and water are not available, use a hand sanitizer that contains at least 60% alcohol.
- [Avoid Close Contact](#). To the greatest extent, maintain six feet of social distancing between yourself and the people who don’t live in your household.
- [Wear a Face Covering](#). Cover your mouth and nose with a mask in public settings and when around people who don’t live in your household.
- [Routinely clean and disinfect](#) frequently touched surfaces.
- [Monitor Your Health Daily](#). Be alert of symptoms such as fever, cough, shortness of breath, or other symptoms. If you are experiencing any of these symptoms, stay home, and **get tested**.

CA Notify - Help Slow the Spread the COVID-19

CA Notify (canotify.ca.gov) is an app you can add on your smartphone. It uses Bluetooth technology to recognize when you and your phone have been in close proximity to others infected with COVID-19 to help stop the spread of the virus in our community.



If you are using **CA Notify** and you test positive, your diagnosis will not be shared with others. However, if other people were in close contact with you are also enrolled in the app, they will be told they had an exposure. They will be told the date of the exposure, but not the time, location or identity.

If you are using **CA Notify** and you were exposed to someone who tested positive and they entered their result into the app, you will be told the date of the exposure, but not the time, location or identity.

CA Notify is available through Apple and Google. See canotify.ca.gov for more information.

COVID-19 vaccine is here


The vaccine is one of the most important ways to end the pandemic. The FDA, CDC, and California's own Scientific Safety Review Workgroup have reviewed data from clinical trials to ensure the safety and effectiveness of COVID-19 vaccines. **We strongly encourage all persons to get vaccinated.** The first vaccines approved in the US are about 95% effective in preventing sickness from COVID-19, however we do not know how well they prevent infections that do not cause symptoms. This means that we do not know how common it is for a person who got the vaccine to carry the virus and transmit to others, including [those who have increased risk for severe illness or death](#). Therefore, it is still very important for those who are vaccinated, and for the rest of the population who waits for their vaccines, to continue using all the tools available to help stop this pandemic: wear a mask that covers your mouth and nose when outside your home, avoid get-togethers/gatherings, avoid being indoors with people you don't live with, stay at least 6 feet away from others, and wash your hands after touching shared objects or after touching your face. Find out more about the vaccine, including where and when to get it at: sf.gov/covidvax

If you have received the COVID-19 vaccine, please read more about safer social interactions at: www.sfdcp.org/lifeaftervaccine. If you have received the COVID-19 vaccine, please read more about whether you need to quarantine at: www.sfdcp.org/quarantineaftervaccination

Flu vaccines are critical in the fight against COVID-19 by (1) keeping workers and communities healthy and (2) reducing strain on our healthcare and testing systems that are responding to COVID-19. **Strongly encourage all personnel to get a flu shot.** Post signage to encourage flu vaccine among customers, visitors, etc.

PLANNING

- Draft and implement a [Health and Safety Plan](#) describing the safety measures the Outdoor Festival and Performance Organizer will use to comply with the relevant Health Officer Directives and this guidance. A template plan is available at: www.sfdph.org/dph/alerts/covid-guidance/2021-02-HSP-Arts-Music-Outdoors.pdf. Share this plan with Personnel, patrons, and other members of the venue.
- Create a plan to manage patron movement throughout the venue to facilitate patron screening and ensure compliance with physical distancing requirements at all times.
- Post the Health and Safety Plan online and in a highly visible on-site location for Personnel and patrons.
- Prepare and post the Social Distancing Protocol (see Appendix A of the Stay-Safer-At-Home Order, posted at www.sfdph.org/healthorders).



- Organizers are limited to one performance with 50 attendees at a time.
- Organizers may stage sequential events but must provide a minimum of 20 minutes from the time guests leave to allow one group of audience members to safely exit and the other group of audience members to enter the venue. Personnel should use this time clean the venue.

Contact Tracing

The San Francisco Department of Public Health, in partnership with community, including businesses and other organizations, helps identify those who have had close contact with anyone who has COVID-19. People can transmit the virus 48 hours before they develop symptoms. Some people never develop symptoms and can still transmit the virus. **We can help prevent COVID-19 transmission by contact tracing which helps identify people who may have been exposed and helping them quarantine so they don't inadvertently spread the disease.** We do this whenever there is an outbreak of infectious diseases like measles, tuberculosis, and others to protect the community's health.

Help ensure the health of your Personnel, patrons, and our community. Retain the attendance/schedules of all Personnel at your organization for up to three weeks. It is recommended that organizations maintain a list of guests and participants willing to voluntarily provide their name and contact information [or consent to retain their credit card information] for contact tracing purposes. Any lists should be discarded after three weeks. Patrons are not required to provide contact information.

If personnel, participants or patrons test positive for COVID-19, the organization must assist the Department of Public Health in identifying other personnel, participants or patrons who may have been exposed.

Cover your face, test early, and trace! Find out more at covid19.ca.gov/contact-tracing


MANDATORY SIGNAGE REQUIREMENTS

- Display a set of clearly visible rules for patrons and Personnel at the entrance that are to be a condition of entry. The rules must include instructions to wear facial coverings, wash hands or use hand sanitizer, maintain at least six feet of distance, avoid unnecessary touching of surfaces, guidance for entering and exiting the event space. Whenever possible, these rules must also be available online and visible on ticketing websites.
- Post all COVID-19 related signage as required by [Sections 4.g and 4.h of the Stay-Safer-At-Home Order](#).
- The [Outreach Toolkit](#) includes printable resources including many of the signs required or suggested to open offices. Signs about proper hygiene, social distancing, Face Coverings, health screening, the risks of indoor transmission, testing and getting vaccinated for the flu are all available.

PROTECT PERSONNEL

Train Personnel

Ensure that all Personnel are trained on the following protocols:



- Health and Safety Plan, Social Distancing, and Screening Protocols. Share information on [COVID-19, how to prevent it from spreading](#), and which [underlying health conditions](#) may make individuals more susceptible to contracting the virus.
- How to monitor social distancing and offer gentle reminders to patrons to maintain social distance, and wear Face Coverings. Patrons should maintain a minimum distance of six feet if they are not in the same Household while waiting in line, waiting to be seated, or waiting in line for the restrooms.
- Appropriate personal protective equipment, including the proper way to wear Face Coverings and use protective gloves.
- Cleaning and disinfection techniques.
- Outdoor Festival and Performance Organizers should develop protocols to handle non-compliant patrons, and all employees who interact with patrons should receive training on this protocol.
- Employer or government-sponsored sick leave and other benefits the Personnel may be entitled to receive that would make it financially easier to stay at home (see Paid sick leave in San Francisco). Remember that Personnel cannot be fired due to COVID-19 results or needed time off for recovery.

Coordinate your Efforts


Designate a COVID-19 Worksite Safety Monitor, who can act as the staff liaison, and single point of contact for Personnel at each site for questions or concerns around practices, protocols, or potential exposure. This person will also serve as a liaison to SFDPH. The liaison should train staff to advise patrons, if necessary, that the Outdoor Festival and Performance venue will refuse service to the customer if they fail to comply with safety requirements.

Screen Personnel and Encourage Testing

Conduct wellness checks for everyone (employees, vendors, and delivery staff) before they enter the venue. Screening instructions for Personnel are found at www.sfc-dcp.org/screening-handout.

Establishments must exclude from entering the venue those who answer yes to any of the questions on the above form.

- Encourage COVID-19 testing. Many people with COVID-19 do not know they are sick because they have no symptoms, yet they can still infect others. Testing for COVID-19 is available in San Francisco. Healthcare providers in San Francisco are REQUIRED to test anyone with COVID-19 symptoms (see sfc-dcp.org/covid19symptoms). If you want to get tested when you have no symptoms, health insurers in California are REQUIRED to pay for testing for essential Personnel including Personnel working at Outdoor Festivals and Performances. If you choose to get tested when you have no symptoms, do not get tested more frequently than once every two weeks. If you are uninsured, you can get tested at CityTestSF (sf.gov/citytestsf).
- If you are feeling ill with cold or flu-like symptoms, you MUST get tested for COVID-19 and have a negative result before being allowed to go back to work (see sfc-dcp.org/screen and sfc-dcp.org/rtw). If you are feeling ill, get tested and DO NOT enter a business or organization unless it is for core essential needs (such as food, housing, health care, etc.) that you cannot



obtain by any other means.

- Take all possible steps to prevent getting sick. Wear a Face Covering, practice good hand hygiene, stay physically distant from others (at least six feet).

Health Screenings of Patrons


- Outdoor Festival and Performance Organizers must verbally screen all patrons upon entry with the questions about COVID-19 symptoms and exposure to COVID-19. Outdoor Festival and Performance venues must ask the questions and relay the information found at: www.sfchcp.org/screeningvisitors. Outdoor Festival and Performance venues must exclude from entering the facility those who answer yes to any of the questions on the above form.
- A copy of the applicable Screening Handout must be provided to anyone on request. Outdoor Festival and Performance venues may use a poster or other large-format version of the Screening Handouts may be used to review the questions with people verbally.

SETTING UP THE EVENT SPACE

Outdoor Festival and Performance Organizers must set up the event space with monitored entrances and exits to ensure that attendance limits are not exceeded. This space must be partitioned off in such a way that Organizers can control the crowd size. Organizers must develop a Health and Safety Plan that analyzes and provides for sufficient space for all attendees and Personnel to maintain social distance, and must not admit more patrons than the space can accommodate. Where seating or ground markings are used, the plan must provide for at least 6 feet of physical distance between each group. If there are performers, the plan must provide for at least 12 feet of physical distance from the performers' space. Organizers must either use metering or ticketing to ensure that the maximum capacity limits specified in the BCAT are not exceeded.

Ticketing System

- Ticket lines must be configured to ensure that physical distancing of at least six feet is maintained at all times. Consider using tape, stickers, chalk, signage or barriers to ensure physical distancing requirements are met as patrons and Personnel move about the event space.
- Minimize contact between patrons and Personnel. Use prepaid ticketing or contactless payment and reservation systems wherever possible. Use a glass or plexiglass window to separate Personnel from patrons at the ticket window. Plexiglass or other barriers are not substitutes for six feet of distancing and any Personnel working behind Plexiglass must maintain a minimum physical distance of six feet from others.
- Advance tickets are strongly recommended. Tickets should be made available for purchase or reservation online or via phone whenever possible to reduce the need for queuing at the event.
- If tickets are sold or offered onsite, organizers must use a metering system to manage the capacity limits of the venue.



- Assigned seating or areas (e.g. circles marked on the ground) are encouraged, and all seating arrangements must ensure that separate groups are seated at least 6 feet apart. Group sizes must be consistent with Directive 2021-02.
- Organizers of Outdoor Festival and Festivals may also opt to use a reservation and assigned seating system that follows the larger capacity and other safety rules for Live Events and Performances with Live Audiences ([Section 27 of Appendix C-1 the Stay-Safer-At-Home-Order](#)), or for Conventions, Meetings, and Receptions ([Section 28 of Appendix C-1 the Stay-Safer-At-Home-Order](#)).

Metering System


- Develop and implement a written procedure to track the number of persons entering and exiting the facility to ensure that the maximum attendance is not exceeded.
- Consider using tape, stickers, chalk, signage or barriers to ensure physical distancing between patrons entering and exiting the venue.
- Employees should be posted at all entrances and exits to monitor the space's capacity.

Outdoor Festivals and Performances may include concessions and retail. See the relevant portions of the guidance on concessions and retail below.

MANAGING THE SPACE

Managing Crowds

- Make hand sanitizer available in high-traffic locations like entrances, exits and restrooms. Touch-free hand sanitizer dispensers should be installed where possible.
- Limit the audience size to the number currently permitted in the [BCAT](#). The number of Personnel present in a venue space must be kept to the minimum number required to carry out the Outdoor Festivals and Performance Organizer's responsibilities under this guidance or for safety purposes.
- Prepare to manage the flow of patrons into the space to facilitate health screening and monitor capacity levels, Face Covering compliance, and proper physical distancing. Designate Personnel to monitor the performance venue to make sure that patrons are maintaining physical distancing from others, and that they are wearing facial coverings.
- Establish pathways using tape, signs, or physical barriers to encourage physical distancing and one-way foot traffic. Use visual clues such as signs or ground markings at locations where lines will form, like the restrooms and the venue's entrances.
- To avoid unnecessary queuing, require patrons to arrive no more than 30 minutes before show times and make provisions for individuals with mobility issues.
- Unless required for queuing before for entrance into the event, prohibit patrons from gathering before and after show times.
- Establish single-direction traffic flow in and out of venue and any seating or concessions and retail areas. Consider separate entrances and exits.



- Consider staggered guest arrival and departure times to avoid congregating at entrances and exits.
- Organizers must encourage patrons to quickly disperse after performance.
- If food is consumed on site, the Outdoor Festival and Performance Organizer must provide temporary seating or marked picnic areas for the patrons. Patrons must be seated in their designated area or seats to consume any food or drink.

Seating


- Outdoor Festival and Performance Organizers are encouraged to allow patrons to book seats through an advance reservation system, seating chart, or reserved spaces on the ground.
- Outdoor Festival and Performance Organizers may set up temporary seating, or clearly marked spaces for groups (e.g. marked areas on the ground) accommodating no more than 6 patrons.
- Any arrangement of seats, or spaces on the ground must ensure patrons maintain at least six feet of distance in all directions from other patrons who are not part of their group.
- Allow patrons to bring their own chairs or ground coverings, if the Outdoor Festival or Performance requires audience to be seated, but the Organizer is not providing temporary seating.
- Audience members may sing, cheer and dance as long as they are wearing facial coverings and distanced at least 6 feet from members of other groups.
- If organizers anticipate that participants will dance or exercise during the performance, then each group's space must be large enough to accommodate this movement, while still maintaining at least 6-foot distance from other groups.
- Allow adequate aisle space to assure at least 6 feet of physical distancing when patrons enter and exit the event space.
- Instruct patrons to remain in their assigned seating area for the duration of the performance except to use the restroom. Ensure that patrons do not use seats other than those assigned to them.

CONCESSIONS & RETAIL

It is strongly recommended that food and beverage concessions and merchandise be sold through an online or remote ordering system with delivery directly to seated guests. Alcohol may not be sold at an Outdoor Festival or Performance. Patrons should use touchless payment options when feasible. No food, utensils, or other items may be shared among persons from different Households.

Outdoor Festivals and Performances that offer in-person purchase and pickup of concessions or other merchandise must:

- Create a clearly designated area for purchase of concessions or retail with separate entrances and exits.
- Ensure that enough space is available in the concessions or retail area so that members of different Households can maintain six feet of physical distance at all times.




- Use signage, tape, chalk, and physical barriers such as rope stanchions to clearly mark entrances, exits, queuing areas so that different Households can maintain six feet of physical distance at all times.
- Ensure that Patrons do not eat or drink in the concessions or retail area, do not gather or queue outside the concessions or retail area. Patrons must immediately return to their seats or designated area after picking up their items.
- No chairs, benches, tables or other furniture used for sitting or eating and drinking are permitted in or near the concessions or retail area.
- Follows all applicable requirements of Health Officer Directive 2020-17 (Retail), including compliance with the Social Distancing Protocol checklist (Appendix A to the Safer-Stay-At-Home Order), and creating a Health and Safety Plan

STAGING AN OUTDOOR PERFORMANCE

- If distributing print programs or other items, Personnel or performers must continue to maintain six feet of physical distance, such as by placing items in a basket or on a table for Patrons to pick-up.
- Audience members must be a minimum of 12 feet away from performers. Whenever possible create a barrier or use visual cues to demarcate the performance area or stage.
- All performers (excepting wind musician, vocalists and speakers without facial coverings, see below) must always be masked and maintain a minimum of 6 feet of physical distancing from other performers.
- Any number of performers may participate provided every performer is able to maintain the required physical distancing.
- There must be no physical contact between performers.
- If more than one performing group participates in the program, organizers must prepare a backstage space that allows ample space for physical distancing.
- If amplification is employed, mixing boards and sound engineers must be placed at least 12 feet physically distant from the audience.
- Audience members must not enter the performers' space; performers should not enter the audience space and should enter and exit the venue separately from the audience whenever possible.

Performances With Live Music

- While it is recommended that musicians wear facial coverings to the greatest extent possible, there are instances where musicians may perform unmasked.
- Vocalists may perform with or without facial coverings. Masked vocalists must maintain 6 feet of physical distance from other performers, while unmasked vocalists must maintain 12 feet of physical distance from other performers. Singing is a riskier activity that can produce floating aerosols, even when the singer is masked. Utilize amplification to allow vocalists to perform at a lower, safer volume level.



- Wind musicians (performers of brass and woodwind instruments) may remove their mask while performing and must maintain 12 feet of physical distancing from other performers. The bells of wind instruments must be covered with a mask or other fabric while on stage. Musicians playing a wind instrument must replace their facial covering when they are not actively performing.
- Instrument covers should be made of materials similar to those required for face coverings. To cover their nose, individuals performing with wind instruments may wear a face covering with a mouth-slit in addition to, but not in place of, an instrument cover.
- Any number of musicians are permitted, provided that the performers' space allows 6 feet of distance between masked performers and 12 feet of distance between wind musicians, unmasked vocalists and other musicians.
- Brass instrumentalists must empty their spit into absorbent material (paper, cloth) that must carefully dispose of after the performance or taken home by the performer.
- Musicians must never share instruments during a performance.

Performances Without Live Music

- Performers should wear facial coverings at all times. Shouting or other loud vocal projection is a riskier activity, even when masked. If performers are unmasked they must be 12 feet away from all other performers.
- If possible, provide amplification to performers to help them avoid shouting or projecting their voices.
- Performers should not share or pass around props.
- Dancers must wear facial coverings at all times. Do not choreograph performances that require strenuous physical movements that might cause the facial covering to be removed.
- Choreograph routines that keep dancers in separate, physically distanced zones on the stage.
- Magicians cannot bring audience members on stage. If a magic act requires an assistant that person should not come within 6 feet of the magician. They should not share props or devices.


DISINFECTION

Routine cleaning and disinfecting

Routine cleaning and disinfecting are an important part of reducing the risk of exposure to COVID-19. Normal route cleaning with soap and water alone can reduce risk of exposure and is a necessary step before you disinfect dirty surfaces.

Surfaces frequently touched by multiple people, such as door handles, desks, phones, light switches, and faucets, should be cleaned and disinfect at least daily. More frequent cleaning and disinfection may be required based on level of use. For example, certain surfaces and objects in public places, such as point of sale keypads, should be cleaned and disinfect before each use.

- If serial performances are presented, previously occupied seats must be disinfected between performances and before the next group of patrons are permitted to enter the venue. Seat



maps of patrons can be used after a screening to help target this activity. This enhanced cleaning will necessitate increased intervals between performances.

- Disinfect frequently disinfect highly touched surfaces, including counters, credit card machines, touchscreens, buttons, doorknobs, armrests, toilets, hand washing facilities, etc.
- How to properly disinfect surfaces:
 - **Read and follow product label instructions for required protective equipment.** Gloves are frequently required to protect the users, long sleeves and eye protection are not uncommon.
 - **Clean first, then disinfect.** Disinfectants do not work well on soiled surfaces. See SF DPH Cleaning Guidance.
 - **Use the right product.** Choose EPA-registered disinfectants that are approved COVID-19. Find a complete list of approved products at cfpub.epa.gov/giwiz/disinfectants/index.cfm; you may also check the SF Environment website for reduced risk products.
 - **If concentrates must be used, follow dilution directions carefully and wear eye protection and gloves.** Follow label directions for products which require dilution. Measure, rather than "eye estimate" both the concentrate and the water; some suppliers have "Metered Dispensing Systems," which automate the measuring process. Don't forget to clearly label all containers with diluted products."
 - **Using too much product does not improve its performance and can create hazards for both the user and others who come into contact with treated surfaces.** In the case of chlorine bleach please note that for COVID-19 the CDC specifies a different concentration of bleach (Five Tablespoons per gallon of water or four teaspoons per quart of water) than is used for other applications.
 - **Don't wipe it off immediately.** EPA approved disinfectants require a minimum contact time to be effective against the human coronavirus, and the disinfectant must be left on the surface for this amount of time before being wiped off.
- Manufacturer's instructions for cleaning should be followed for sensitive electronic equipment (e.g. ticket machines, mixing boards, etc.).
- If Personnel or participants are required to wear equipment such as radios, headsets, or earpieces, these must be designated for a specific individual and not shared. If sharing this equipment is unavoidable, protocols must be developed by the Outdoor Festival and Performance organizer to ensure they are cleaned between each use according to manufacturer's suggested cleaning instructions.
- Assisted audio devices, if provided to the audience, should be thoroughly disinfected between uses according to manufacturer's suggested cleaning instructions.

RESOURCES

Consider a resource list at the end of the document. This may include your sources. Stay informed. Information is changing rapidly. Useful resources for content generators can be



found at:

- San Francisco Department of Public Health (SFDPH)
 - www.sfdcp.org/covid19
- Tips and Frequently Asked Questions for Gatherings (SFDPH)
 - www.sfdph.org/dph/alerts/covid-guidance/Gatherings-Tips.pdf
- Outreach Toolkit for Corona Virus (COVID-19_ (SFDPH)
 - sf.gov/outreach-toolkit-coronavirus-covid-19
- About COVID-19 Restrictions (California Department of Public Health)
 - covid19.ca.gov/stay-home-except-for-essential-needs/
- Music Activities and Performances During COVID-19 (State of Minnesota) provides instructions for making a DIY bell cover.
 - www.health.state.mn.us/diseases/coronavirus/musicguide.pdf