

[Health Code - Patient Rates for Fiscal Years 2024-2025 and 2025-2026]

Ordinance amending the Health Code to set patient rates and rates for other healthcare services provided by the Department of Public Health, for Fiscal Years 2024-2025 and 2025-2026.

NOTE: **Unchanged Code text and uncodified text** are in plain Arial font. **Additions to Codes** are in *single-underline italics Times New Roman font*. **Deletions to Codes** are in *strikethrough italics Times New Roman font*. **Board amendment additions** are in double-underlined Arial font. **Board amendment deletions** are in ~~strikethrough Arial font~~. **Asterisks (* * * *)** indicate the omission of unchanged Code subsections or parts of tables.

Be it ordained by the People of the City and County of San Francisco:

Section 1. The Health Code is hereby amended by revising Article 3, Section 128, to read as follows:

SEC. 128. PATIENT RATES.

The Board of Supervisors of the City and County of San Francisco does hereby determine and fix the proper reasonable amounts to be charged to persons for services furnished by the Department of Public Health as follows, which rates shall be effective for services delivered as of July 1, 202~~24~~4, through June 30, 202~~46~~6.

TYPE OF SERVICE	UNIT	AMOUNT	
		2023-24 <u>2024-25</u>	2024-25 <u>2025-26</u>
San Francisco Health Network			
The San Francisco Health Network is the Department of Public Health's system of care, which includes Zuckerberg San Francisco General Hospital and Trauma Center (ZSFG), Laguna Honda Hospital and Rehabilitation Center, and the network of			

TYPE OF SERVICE	UNIT	AMOUNT	
		2023-24 2024-25	2024-25 2025-26
Community Primary Care Clinics. Patient Rates listed under this section, labeled "San Francisco Health Network," apply to all providers that fall under the San Francisco Health Network.			
<i>Clinical Lab, Supplies & Drugs</i>	Special Price Lists are located at 1001 Potrero Avenue, ZSFG, incorporated into this provision by reference as if specifically set forth herein. Such rates are subject to change by the Director of Health based on increases or decreases to procurement cost of the individual supplies and medications. These Special Price Lists are posted on the California Department of Health Care Access and Information website (https://hcai.ca.gov).		
General Clinic			
Initial Patient			
Evaluation & Management (E/M) Expanded Exam	Visit	<u>702,677</u>	<u>723,697</u>
E/M Detailed Exam	Visit	<u>801,773</u>	<u>825,795</u>
E/M Comprehensive Exam	Visit	<u>1,072,103</u>	<u>1,104,106</u>
E/M Complex Exam	Visit	<u>1,338,129</u>	<u>1,378,132</u>
Established Patient			
E/M Brief Exam	Visit	<u>327,315</u>	<u>337,324</u>
E/M Focused Exam	Visit	<u>388,374</u>	<u>400,385</u>
E/M Expanded Exam	Visit	<u>511,493</u>	<u>526,507</u>
E/M Detailed Exam	Visit	<u>725,699</u>	<u>747,719</u>
E/M Comprehensive Exam	Visit	<u>1,130,109</u>	<u>1,164,112</u>
Consultation			
E/M Focused Consult	<i>Visit</i>	356	366

TYPE OF SERVICE	UNIT	AMOUNT	
		2023-24 2024-25	2024-25 2025-26
E/M Expanded Consult	Visit	<u>680,656</u>	<u>700,675</u>
E/M Detailed Consult	Visit	<u>763,736</u>	<u>786,757</u>
E/M Comprehensive Consult	Visit	<u>1,008,972</u>	<u>1,038,4,000</u>
E/M Complex Consult	Visit	<u>1,194,4,152</u>	<u>1,230,4,185</u>
<u>E/M Add On</u>			
<u>Prolong E/M Service</u>	<u>15 minutes</u>	<u>90</u>	<u>93</u>
<u>Complex E/M Service Add on</u>	<u>Visit</u>	<u>41</u>	<u>42</u>
<u>Home Patient Visits</u>			
<u>Initial Patient</u>			
<u>E/M Brief Exam</u>	<u>Visit</u>	<u>157</u>	<u>162</u>
<u>E/M Low Severity Exam</u>	<u>Visit</u>	<u>225</u>	<u>232</u>
<u>E/M Moderate Severity Exam</u>	<u>Visit</u>	<u>526</u>	<u>542</u>
<u>E/M High Severity Exam</u>	<u>Visit</u>	<u>640</u>	<u>659</u>
<u>Established Patient</u>			
<u>E/M Brief Exam</u>	<u>Visit</u>	<u>157</u>	<u>162</u>
<u>E/M Low to Moderate Severity Exam</u>	<u>Visit</u>	<u>242</u>	<u>249</u>
<u>E/M Moderate to High Severity Exam</u>	<u>Visit</u>	<u>370</u>	<u>381</u>
<u>E/M High Severity Exam</u>	<u>Visit</u>	<u>516</u>	<u>532</u>
Zuckerberg San Francisco General Hospital and Trauma Center (ZSFG)			
Diagnostic Radiology <i>Clinical Lab</i> Anatomic Pathology All Other Special Services	Special Price Lists are located at 1001 Potrero Avenue, ZSFG, incorporated into this provision by reference as if specifically set forth herein. Such rates are subject to change by the Director of Health. These Special Price Lists are posted on the California Department of Health Care Access and Information website (https://hcai.ca.gov).		
In-Patient Care			

1
2
3
4
5
6
7
8
9
10
11
12
13
14
15
16
17
18
19
20
21
22
23
24
25

TYPE OF SERVICE	UNIT	AMOUNT	
		2023-24 2024-25	2024-25 2025-26
Medical Surgical	Day	9,769	9,769
Intensive Care	Day	22,460	22,460
Intensive Care - Trauma	Day	22,460	22,460
Coronary Care	Day	22,460	22,460
Stepdown Units	Day	14,103	14,103
Pediatrics	Day	9,343	9,343
Obstetrics	Day	7,645	7,645
Nursery			
New Born	Day	4,177	4,177
Semi-Intensive Care	Day	14,901	14,901
Intensive Care	Day	22,459	22,459
Labor/Delivery Hours of Stay	Hour	363	363
Psychiatric Inpatient	Day	7,645	7,645
Psychiatric Forensic Inpatient - 7L	Day	7,645	7,645
Security Unit - 7D	Day	7,645	7,645
Skilled Nursing Facility	Day	3,059	3,059
Mental Rehab Unit	Day	2,528	2,528
Adult Residential Facility	Day	510	510
Respiratory Therapy			
O2 Therapy	per 24 hours	407,393	419,404
Surgical Services			
Minor Surgery I (Come & Go)	1st Hour	7,510,7,244	7,736,7,454

1
2
3
4
5
6
7
8
9
10
11
12
13
14
15
16
17
18
19
20
21
22
23
24
25

TYPE OF SERVICE	UNIT	AMOUNT	
		<u>2023-24</u> 2024-25	<u>2024-25</u> 2025-26
Minor Surgery I (Come & Go)	Add'l ½ Hour or portion	<u>3,755</u> 3,622	<u>3,868</u> 3,727
Minor Surgery II	1st Hour	<u>8,198</u> 7,908	<u>8,445</u> 8,137
Minor Surgery II	Add'l ½ Hour or portion	<u>4,099</u> 3,954	<u>4,222</u> 4,069
Major Surgery I	1st Hour	<u>12,347</u> 11,910	<u>12,719</u> 12,255
Major Surgery I	Add'l ½ Hour or portion	<u>4,935</u> 4,760	<u>5,084</u> 4,898
Major Surgery II	1st Hour	<u>13,902</u> 13,410	<u>14,320</u> 13,799
Major Surgery II	Add'l ½ Hour or portion	<u>5,567</u> 5,370	<u>5,735</u> 5,526
Major Surgery III	1st Hour	<u>15,472</u> 14,924	<u>15,938</u> 15,357
Major Surgery III	Add'l ½ Hour or portion	<u>6,190</u> 5,971	<u>6,376</u> 6,144
Surgery (3 Teams)	1st Hour	<u>25,509</u> 24,606	<u>26,277</u> 25,320
Surgery (3 Teams)	Add'l ½ Hour or portion	<u>10,205</u> 9,844	<u>10,512</u> 10,129
Major Trauma I	1st Hour	<u>14,543</u> 14,028	<u>14,981</u> 14,435
Major Trauma I	Add'l ½ Hour or portion	<u>5,820</u> 5,614	<u>5,995</u> 5,777
<i>Interventional Radiology</i>	<i>1st Hour</i>	<u>6,688</u>	<u>6,889</u>

TYPE OF SERVICE	UNIT	AMOUNT	
		2023-24 2024-25	2024-252025-26
<i>Interventional Radiology</i>	<i>Add'l ½ Hour or portion</i>	<u>3,344</u>	<u>3,445</u>
Recovery Room	1st Hour	<u>4,782</u> 4,613	<u>4,926</u> 4,747
Recovery Room	Each Add'l Hour or portion	<u>2,391</u> 2,306	<u>2,463</u> 2,373
Anesthesia	1st Hour	<u>10,743</u> 10,363	<u>11,066</u> 10,664
Anesthesia	Add'l ½ Hour or portion	<u>5,362</u> 5,172	<u>5,523</u> 5,322
Trauma Care			
Trauma Activation - 900	Visit	29,924	29,924
Trauma Activation - 911	Visit	17,602	17,602
Trauma Critical Care	1st 1-74 minutes	9,371	9,371
Trauma Critical Care	Each add'l 30 min. or portion	2,342	2,342
ED Level 5 Team Trauma	Visit	17,602	17,602
Emergency Clinic			
Level I	Room	556	556
Level II	Room	1,665	1,665
Level III	Room	3,563	3,563
Level IV	Room	5,869	5,869
Level V	Room	11,846	11,846
Resuscitation		8,208	8,208

TYPE OF SERVICE	UNIT	AMOUNT	
		<u>2023-24</u> <u>2024-25</u>	<u>2024-25</u> <u>2025-26</u>
Psychiatric Emergency Services			
Psych Crisis – Level 1 ER Room	Room	1,135	1,135
Psych Crisis – Level 2 ER Room	Room	2,637	2,637
Psych Crisis – Level 3 ER Room	Room	4,143	4,143
Psych Crisis – Level 4 ER Room	Room	5,648	5,648
Psych Crisis – Level 5 ER Room	Room	7,156	7,156
Psych Crisis – Level 6 ER Room	Room	8,662	8,662
Medication Svs/Min.	per minute	27	27
Community Primary Care			
Dental Services			
Initial Complete Exam	Visit	<u>209 202</u>	<u>215 208</u>
Periodic Exam	Visit	<u>209 202</u>	<u>215 208</u>
Prophylaxis - Adult	Visit	<u>289 279</u>	<u>298 287</u>
Prophylaxis - Child	Visit	<u>275 265</u>	<u>283 273</u>
Extract Single Tooth	Visit	<u>416 401</u>	<u>429 413</u>
One Surface, Permanent Tooth	Visit	<u>335 323</u>	<u>345 332</u>
Home Health Services			
Skilled Nursing	Visit	<u>728 702</u>	<u>750 722</u>
Home Health Aide Services	Visit	<u>386 372</u>	<u>398 383</u>

TYPE OF SERVICE	UNIT	AMOUNT	
		<u>2023-24</u> <u>2024-25</u>	<u>2024-25</u> <u>2025-26</u>
Medical Social Services	Visit	<u>1,004,968</u>	<u>1,034,996</u>
Physical Therapy	Visit	<u>798,770</u>	<u>822,792</u>
Occupational Therapy	Visit	<u>798,770</u>	<u>822,792</u>
Speech Therapy	Visit	<u>798,770</u>	<u>822,792</u>

TYPE OF SERVICE	UNIT	AMOUNT	
		<u>2023-24</u> <u>2024-25</u>	<u>2024-25</u> <u>2025-26</u>
Laguna Honda Hospital <u>and</u> <i>Rehabilitation Center</i>			
In-Patient Care			
Regular Hospital Rates			
Acute	Day	7,047	7,047
Rehabilitation	Day	7,047	7,047
Skilled Nursing Facility	Day	1,508	1,508
All-Inclusive Rates			
Acute	Day	9,248	9,248
Rehabilitation	Day	8,057	8,057
Skilled Nursing Facility	Day	1,756	1,756

TYPE OF SERVICE	UNIT	AMOUNT	
		<u>2023-24</u> <u>2024-25</u>	<u>2024-25</u> <u>2025-26</u>
Community Behavioral Health Services			

1
2
3
4
5
6
7
8
9
10
11
12
13
14
15
16
17
18
19
20
21
22
23
24
25

TYPE OF SERVICE	UNIT	AMOUNT	
		2023-24 2024-25	2024-25 2025-26
Outpatient Mental Health and Drug Medi-Cal Organized Delivery System			
Psychiatrist/Contracted Psychiatrist/Physician	Hour	<u>2,065.48</u> 1,984.78	<u>2,129.10</u> 2,084.02
Physician's Assistant	Hour	<u>926.36</u> 890.16	<u>954.89</u> 934.67
Nurse Practitioner	Hour	<u>1,027.11</u> 986.98	<u>1,058.75</u> 1,036.33
Registered Nurse	Hour	<u>838.97</u> 806.19	<u>864.81</u> 846.50
Certified Nurse Specialist	Hour	<u>1,027.11</u> 986.98	<u>1,058.75</u> 1,036.33
Alcohol and Drug Counselor	Hour	<u>445.88</u> 428.46	<u>459.61</u> 449.88
Licensed Vocational Nurse	Hour	<u>440.73</u> 423.51	<u>454.31</u> 444.69
Pharmacist	Hour	<u>988.69</u> 950.06	<u>1,019.15</u> 997.57
Licensed Psychiatric Technician	Hour	<u>377.83</u> 363.07	<u>389.47</u> 381.22
Psychologist/Pre-licensed Psychologist	Hour	<u>830.67</u> 798.21	<u>856.25</u> 838.12
Licensed Practitioner of the Healing Arts (MFT, LCSW, LPCC)/Intern or Waivered Licensed Practitioner of the Healing Arts (MFT, LCSW, LPCC)	Hour	<u>537.55</u> 516.55	<u>554.10</u> 542.37
Occupational Therapist	Hour	<u>715.56</u> 687.60	<u>737.60</u> 721.98
Mental Health Rehabilitation Specialist	Hour	<u>404.43</u> 388.63	<u>416.88</u> 408.06
Peer Recovery Specialist	Hour	<u>424.65</u> 408.06	<u>437.73</u> 428.46

TYPE OF SERVICE	UNIT	AMOUNT	
		2023-24 2024-25	2024-25 2025-26
<i>Peer Support Specialist</i>	<i>Hour</i>	<u>94.36</u>	<u>97.27</u>
<i>Medical Assistant</i>	<i>Hour</i>	<u>302.97</u>	<u>312.30</u>
Other Qualified Providers	Hour	<u>404.43</u> 388.63	<u>416.88</u> 408.06
Interactive Complexity	Occurrence	<u>18.32</u> 16.50	<u>18.88</u> 17.33
Sign Language or Oral Interpretive Services	Per 15 minutes	<u>30.92</u> 30.00	<u>31.88</u> 31.50
Mobile Crisis			
Mobile Crisis	Per encounter	<u>3,049.58</u> 2,958.46	<u>3,143.51</u> 3,106.38
Transportation, mileage	Per mile	<u>0.67</u> 0.65	<u>0.69</u> 0.68
Transportation, staff time			
Psychiatrist/Contracted Psychiatrist/Physician	Per 15 minutes	<u>516.37</u> 496.19	<u>532.27</u> 521
Physician's Assistant	Per 15 minutes	<u>231.59</u> 222.54	<u>238.72</u> 233.67
Nurse Practitioner	Per 15 minutes	<u>256.78</u> 246.74	<u>264.69</u> 259.08
Registered Nurse	Per 15 minutes	<u>209.74</u> 201.55	<u>216.20</u> 211.62
Certified Nurse Specialist	Per 15 minutes	<u>256.78</u> 246.74	<u>264.69</u> 259.08
Alcohol and Drug Counselor	Per 15 minutes	<u>111.47</u> 107.12	<u>114.90</u> 112.47

TYPE OF SERVICE	UNIT	AMOUNT	
		2023-24 2024-25	2024-25 2025-26
Licensed Vocational Nurse	Per 15 minutes	110.18 105.88	113.58 111.17
Pharmacist	Per 15 minutes	247.17 237.52	254.79 249.39
Licensed Psychiatric Technician	Per 15 minutes	94.46 90.77	97.37 95.31
Psychologist/Pre-licensed Psychologist	Per 15 minutes	207.67 199.55	214.06 209.53
Licensed Practitioner of the Healing Arts (MFT, LCSW, LPCC)/Intern or Waivered Licensed Practitioner of the Healing Arts (MFT, LCSW, LPCC)	Per 15 minutes	134.39 129.14	138.53 135.59
Occupational Therapist	Per 15 minutes	178.89 171.90	184.40 180.49
Mental Health Rehabilitation Specialist	Per 15 minutes	101.11 97.16	104.22 102.01
Peer Recovery Specialist	Per 15 minutes	106.16 102.01	109.43 107.11
<i>Peer Support Specialist</i>	<i>Per 15 minutes</i>	<i>23.59</i>	<i>24.32</i>
<i>Medical Assistant</i>	<i>Per 15 minutes</i>	<i>75.74</i>	<i>78.08</i>
Other Qualified Providers	Per 15 minutes	101.11 97.16	104.22 102.01
Mental Health			

TYPE OF SERVICE	UNIT	AMOUNT	
		<u>2023-24</u> <u>2024-25</u>	<u>2024-25</u> <u>2025-26</u>
24-Hour Service			
Hospital Inpatient	Day	7,645	7,645
Skilled Nursing	Day	<u>293.91</u> 285.13	<u>302.96</u> 299.39
Adult Crisis Residential	Day	<u>722.32</u> 700.74	<u>744.57</u> 735.78
Adult Residential	Day	<u>551.29</u> 534.82	<u>568.27</u> 561.56
Therapeutic Foster Care (TFC) Service Model	Day	<u>615.23</u> 596.85	<u>634.18</u> 626.69
Day Services			
Day Rehabilitation	Day	<u>364.73</u> 353.83	<u>375.96</u> 371.52
Day Rehabilitation	Half Day	<u>243.16</u> 235.89	<u>250.64</u> 247.68
Day Treatment Intensive	Day	<u>781.80</u> 758.44	<u>805.88</u> 796.36
Day Treatment Intensive	Half Day	<u>521.20</u> 505.63	<u>537.26</u> 530.91
<i>Day Treatment Intensive (Children)</i>	<i>Day</i>	<i>758.44</i>	<i>796.36</i>
<i>Day Treatment Intensive (Children)</i>	<i>Half Day</i>	<i>505.63</i>	<i>530.91</i>
Crisis Stabilization	Hour	<u>352.16</u> 341.64	<u>363.01</u> 358.72
Socialization	Hour	<u>147.61</u> 143.20	<u>152.16</u> 150.36
<u>Substance Use Disorder (SUD)</u>			
Opioid Replacement Therapy (OTP)/Narcotic Treatment Program (NTP)			
Methadone	Daily	<u>37.46</u> 36.34	<u>38.61</u> 38.16
Buprenorphine-Naloxone Combo	Daily	<u>50.67</u> 49.16	<u>52.23</u> 51.62
Buprenorphine Mono	Daily	<u>50.12</u> 48.62	<u>51.66</u> 51.05
Disulfiram –Perinatal	Daily	<u>13.57</u> 13.16	<u>13.98</u> 13.82

TYPE OF SERVICE	UNIT	AMOUNT	
		<u>2023-24</u> <u>2024-25</u>	<u>2024-25</u> <u>2025-26</u>
Buprenorphine Injectable (Sublocade)	Monthly	<u>8,729.38</u> 8,468.55	<u>8,998.24</u> 8,891.97
Naltrexone Injectable (Vivitrol)	Monthly	<u>6,954.90</u> 6,747.09	<u>7,169.11</u> 7,084.44
Naloxone HCL -2 pack (Generic)	Per pack of 2	<u>109.34</u> 106.07	<u>112.70</u> 111.37
Naloxone HCL -2 pack (Narcan)	Per pack of 2	<u>149.22</u> 144.76	<u>153.81</u> 152
SUD Residential Treatment			
Level 3.2 Residential Withdrawal Management	Day	<u>207.45</u> 201.25	<u>213.84</u> 211.31
Level 3.1 Residential	Day	<u>321.27</u> 311.67	<u>331.16</u> 327.25
Level 3.3 Residential	Day	<u>191.41</u> 185.69	<u>197.30</u> 194.97
Level 3.5 Residential	Day	<u>207.99</u> 201.78	<u>214.40</u> 211.87

TYPE OF SERVICE	UNIT	AMOUNT	
		<u>2023-24</u> <u>2024-25</u>	<u>2024-25</u> <u>2025-26</u>
Population Health & Prevention			
Vital Records			
Birth Certificate	Per Certificate	Rates Per California Health and Safety Code Section 103650	
Death Certificate	Per Certificate	Rates Per California Health and Safety Code Section 103650	
Permit-Disposition of Human Remains	Per Permit	Rates Per California Health and Safety Code Section 103650	

TYPE OF SERVICE	UNIT	AMOUNT	
		2023-24 2024-25	2024-25 2025-26
Out-of-County Cross File Fee	Per Certificate	Rates Per California Health and Safety Code Section 103650	
Letter of Non-Contagious Disease	Per Letter	15	15
Expedited Registration of Vital Event	Per Event	Rates Per California Health and Safety Code Section 103650	
Expedited Documents	Per Delivery	30	30
After Hours Registration of Vital Event	Per Event	42	42
Reproduction of Documents	Per Page	2	2
Medical Marijuana <u>ID Card</u>			
Medical Marijuana ID	Card	100	100

TYPE OF SERVICE	UNIT	AMOUNT	
		2023-24 2024-25	2024-25 2025-26
Adult Immunization Clinic			
Vaccines			
Clinic Visits			
Travel Health Visit (THV1)	Per Visit	70 60	70
Travel Health Visit (THV2) – Under Age 18 with Parent THV1	Per Visit	70 60	70
Registered Nurse Visit – Off-Site Location	Per Visit	200	200
Other Vaccines	Per Injection	Special Price List is located at 101 Grove Street, Adult Immunization and Travel Clinic, incorporated into this provision by	

TYPE OF SERVICE	UNIT	AMOUNT	
		2023-24 2024-25	2024-25 2025-26
		reference as if specifically set forth herein, and not subject to change except by amendment to this provision. This Special Price List is posted on the San Francisco Department of Public Health Communicable Disease and Control Prevention website (https://www.sfcddp.org/aitc/aitc-regular-prices-low-cost-or-free-vaccines/).	

TYPE OF SERVICE	UNIT	AMOUNT	
		2023-24	2024-25
<i>Public Health Laboratory</i>			
Lab Testing	Per Specimen	<i>Rates Per the Medicare Outpatient Fee For Service Reimbursement Rate</i>	

Section 2. Effective Date. This ordinance shall become effective 30 days after enactment. Enactment occurs when the Mayor signs the ordinance, the Mayor returns the ordinance unsigned or does not sign the ordinance within ten days of receiving it, or the Board of Supervisors overrides the Mayor's veto of the ordinance.

Section 3. Scope of Ordinance. In enacting this ordinance, the Board of Supervisors intends to amend only those words, phrases, paragraphs, subsections, sections, articles,

1 numbers, punctuation marks, charts, diagrams, or any other constituent parts of the Municipal
2 Code that are explicitly shown in this ordinance as additions, deletions, Board amendment
3 additions, and Board amendment deletions in accordance with the "Note" that appears under
4 the official title of the ordinance.

5
6 APPROVED AS TO FORM:
7 DAVID CHIU, City Attorney

8 By: /s/ Henry L. Lifton
9 HENRY L. LIFTON
Deputy City Attorney

10 n:\legana\as2024\2400355\01759910.docx



City and County of San Francisco

Tails Ordinance

City Hall
1 Dr. Carlton B. Goodlett Place
San Francisco, CA 94102-4689

File Number: 240600

Date Passed: July 23, 2024

Ordinance amending the Health Code to set patient rates and rates for other healthcare services provided by the Department of Public Health, for Fiscal Years 2024-2025 and 2025-2026.

June 13, 2024 Budget and Appropriations Committee - RECOMMENDED

July 09, 2024 Board of Supervisors - CONTINUED ON FIRST READING

Ayes: 10 - Chan, Dorsey, Engardio, Mandelman, Melgar, Peskin, Preston, Ronen, Safai and Walton

Excused: 1 - Stefani

July 16, 2024 Board of Supervisors - PASSED ON FIRST READING

Ayes: 10 - Chan, Dorsey, Engardio, Mandelman, Melgar, Peskin, Ronen, Safai, Stefani and Walton

Noes: 1 - Preston


July 23, 2024 Board of Supervisors - FINALLY PASSED

Ayes: 10 - Chan, Dorsey, Engardio, Mandelman, Melgar, Peskin, Ronen, Safai, Stefani and Walton


Noes: 1 - Preston

File No. 240600

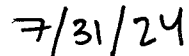
I hereby certify that the foregoing Ordinance was FINALLY PASSED on 7/23/2024 by the Board of Supervisors of the City and County of San Francisco.



Angela Calvillo
Clerk of the Board



London N. Breed
Mayor



Date Approved